

DOMINAR
400



**THE WORLD'S
FAVOURITE
INDIAN**

DOMINAR
400

Bajaj Auto Limited
Akurdi Pune 411 035 India
Tel +91 20 27472851
Fax +91 20 27407385
www.bajajauto.com
CIN L65993PN2007PLC130076

Spare Parts Catalogue



Notice



All information contained in this manual is based on the latest product information at the time of publication. Bajaj Auto Limited accepts no liability for any inaccuracies or omissions in this publication, although every possible care has been taken to make it as complete and accurate as possible. All procedures and specifications subject to change without prior notice. The right is reserved to make such changes at any time without prior notice and without incurring an obligation to make such changes to product manufactured previously. Contact your authorized Bajaj Dealer for the latest information on product improvements incorporated after this manual was issued.

DOC. NO.: 71112643

REV. 18 JUL 19

Copy rights : All rights reserved. No part of this publicatin may be reproduced, stored in a retrival system, Or transmitted in any form or by any means, electronic mechanical photocopying, recording or otherwise, without the prior written permission of Bajaj Auto LTD.

Foreword



We have pleasure in presenting the Spare Parts Catalogue for 'Dominar 400' Motorcycle. This catalogue has been specially designed to assist you in selecting the correct parts for procurement to maintain 100% availability.

The Bajaj spares are subjected to the stringent quality control standards to ensure longer life of the vehicle. It is therefore necessary that only the Genuine Bajaj Spares are used.

In a continual effort to improve Performance and Efficiency of the vehicles, Specifications, Diagrams, Illustrations and Part Numbers can change without notice. Consequently, the description in this Spare Parts Catalogue cannot therefore be final and binding on us.

The modifications / alterations which are carried out after the issue of this catalogue, will be conveyed to you through our Service Circulars. You are requested to make necessary corrections in the Parts Catalogue as per the circulars so as to keep your catalogue up-to-date. This will ensure the appropriate and speedy delivery of the Spare Parts as the order placed will bear the latest part numbers.

In case, if you need any technical assistance contact the concerned Regional Office or write to us on the following address :

Bajaj Auto Limited
Service Department
Akurdi, Pune 411 035 India

Instructions



- 1. How to Read the Catalogue :** Open the catalogue and from the pictorial index locate the group in which the part you want to find is present. Turn over to the concerned page number (as given by pictorial index). Now find out the figure of the part you wish to order. Write down the part number against that particular figure number from the text.

In case, if you have the part number and you need the other details, the part index can be used. The part index (at the end of the catalogue) will give you the figure and page number of the part you wish to order.

- 2. How to Order Spare Parts :** The part number and the description of the part required should be invariably mentioned in the order as per the catalogue text.

The latest part number as conveyed through our service circulars should only appear on the order. In case of ordering painted components, colour shade of the components should be mentioned.

The quantity shown against the part number is the quantity per vehicle for that group so that particular quantity should be multiplied by the number of sets required.

- 3. Part Number System :** We have used 8 digit system for part numbers. The model or hardware item is indicated by first two digits or alphanumeric, the next two or four digits indicate main group and the last four or two digits indicate serial number in main group or serial number or subgroup of fastener respectively. Thus the part numbers will be indicated by 2-2-4 or 2-4-2 digit system. Understanding this system will enable you to identify the spare parts easily.

- 4. Abbreviations :** The following abbreviations are used in this catalogue.

Assly	Assembly	V	Volts
N.I.	Not illustrated	W	Watts
C'case	Crankcase	Accl.	Accelerator
Cyl	Cylinder	Comp.	Complete
O/s	Over size	Fr.	Front
Rr.	Rear	Std.	Standard
L	Length	A/t.	Alternate
R.H.	Right hand	L.H.	Left hand
Hex.	Hexagonal	AR	As required

Index



Plate No.	Description	Page No.
1	Cover Cylinder Head	2
2	Cylinder Head	4
3	Cylinder Head & Cover - Dominar 400 Upgrade (UG)	6
4	Valve	8 - 12
5	Rocker arm & Camshaft - Dominar 400 Upgrade (UG)	14
6	Camshaft & Tensioner	16
7	Cylinder & Piston	18
8	Crankshaft Assembly	20
9	Transmission	22
10	Change Drum / Shift Fork	24
11	Gear Change Mechanism	26
12	Engine Assembly / Crankcase RH	28
13	Crankcase LH	30 - 32
14	Balancer Idler Gear & Water Pump	34
15	Oil Pump & Evacuation Pump	36
16	Cooling System	38 - 40
17	Cover Clutch	42
18	Cover Magneto	44
19	Clutch Assembly	46
20	Throttle Body & Sensors	48
21	Air Cleaner Assembly	50
22	Silencer Assembly & Belly Pan	52
23	Silencer Assembly - Dominar 400 Upgrade (UG)	54
24	Starter Assembly	56
25	Magneto, Regulator & ECU	58
26	H.T. Coils	60
27	Seat Assembly & Seat Lock	62
28	Engine Mountings	64
29	Frame & Frame Fittings	66
30	Swing Arm & Rear Shock Absorber	68
31	Pillion Foot Rest	70 - 72
32	Front Fender	74
33	Side Stand Assembly	76

Index



Plate No.	Description	Page No.
34	Tubeless Tyre & Rim	78
35	Front Hub	80
36	Master Cylinder - Front Disc Brake	82
37	Caliper Assembly - Front Disc Brake	84
38	Anti Brake Lock System	86
39	Rear Disc Brake Assembly	88
40	Rear Hub	90
41	Rear Brake Pedal	92
42	Handle Bar Assembly	94 - 96
43	Front Fork	98 - 100
44	Front Fork - Dominar 400 Upgrade (UG)	102 - 104
45	Petrol Tank, Cap Tank & Gauge Fuel	106
46	EVAP Mechanism	108
47	Fitting - Petrol Tank Cover	110
48	Fitting - Side Covers, Seat Cowls & Under Tray Front	112
49	Speedometer Assembly	114
50	Control Cables & Chain Case	116
51	Head Lamp Assembly & Front Number Plate	118
52	Indicator Light Assembly	120
53	Tail Lamp Assembly & Rear Number Plate	122
54	Electrical Equipments	124 - 126
55	Tool Kit	128
56	Accessories - Mirror, Leg Guards, Grab Handles & Saree Guard	130
57	Painted Parts & Decals	132 - 134
58	Painted Parts & Decals - Dec. 2017	136 - 138
59	Painted Parts & Decals - For UG Model	140 - 142
60	Consumable Parts	144 - 146
	Kit List	147 - 152
	Amended Sheet (Parts Added)	153
	Amended Sheet (Parts Deleted)	154
	Part Index	155 - 172

Pictorial Index



PLATE NO. : 1 COVER CYLINDER HEAD	PAGE NO. 1
--------------------------------------	---------------

PLATE NO. : 2 CYLINDER HEAD	PAGE NO. 3
--------------------------------	---------------

PLATE NO. : 3 CYLINDER HEAD & COVER - DOMINAR 400 UPGRADE (UG)	PAGE NO. 5
--	---------------

PLATE NO. : 4 VALVE	PAGE NO. 7 - 11
------------------------	--------------------

Pictorial Index



PLATE NO. : 4 ROCKER ARM & CAMSHAFT - DOMINAR 400 UPGRADE (UG)	PAGE NO. 13
--	----------------

PLATE NO. : 6 CAMSHAFT & TENSIONER	PAGE NO. 15
---------------------------------------	----------------

PLATE NO. : 7 CYLINDER & PISTON	PAGE NO. 17
------------------------------------	----------------

PLATE NO. : 8 CRANKSHAFT ASSEMBLY	PAGE NO. 19
--------------------------------------	----------------

Pictorial Index



PLATE NO. : 9
TRANSMISSION

PAGE NO.
21

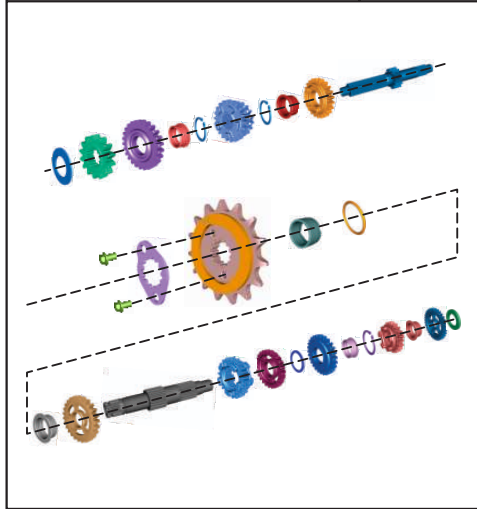


PLATE NO. : 10
CHANGE DRUM / SHIFT FORK

PAGE NO.
23

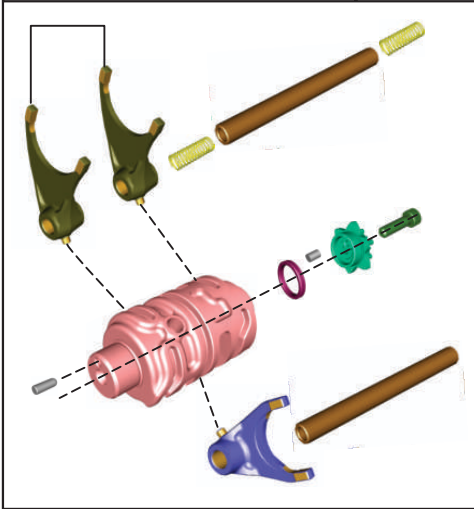


PLATE NO. : 11
GEAR CHANGE MECHANISM

PAGE NO.
25

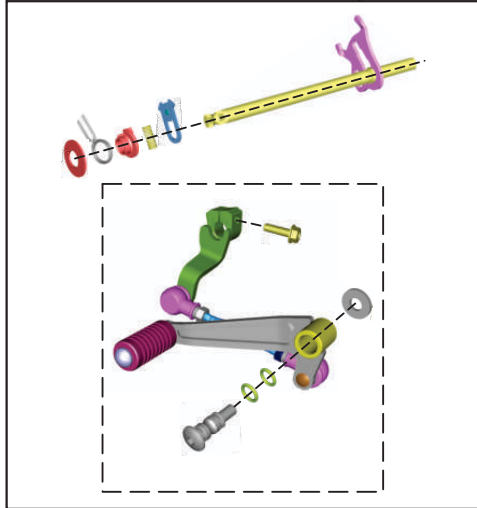
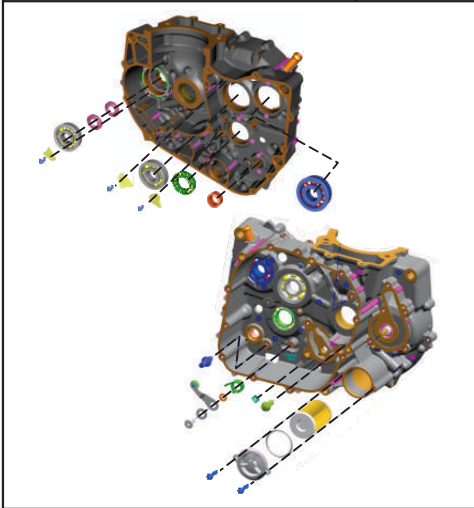


PLATE NO. : 12
ENGINE ASSEMBLY / CRANKCASE RH

PAGE NO.
27



Pictorial Index



PLATE NO. : 13
CRANKCASE LH

PAGE NO.
29 - 31

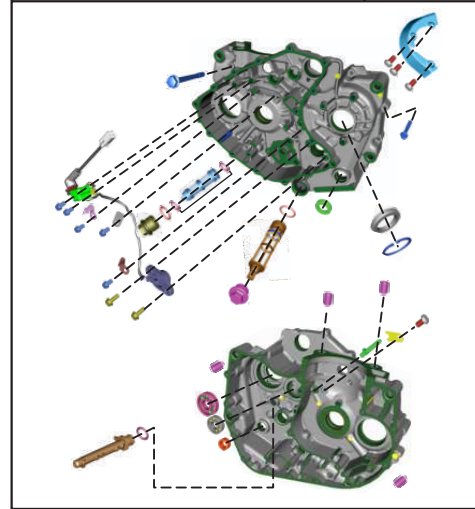


PLATE NO. : 14
BALANCER IDLER GEAR & WATER PUMP

PAGE NO.
33

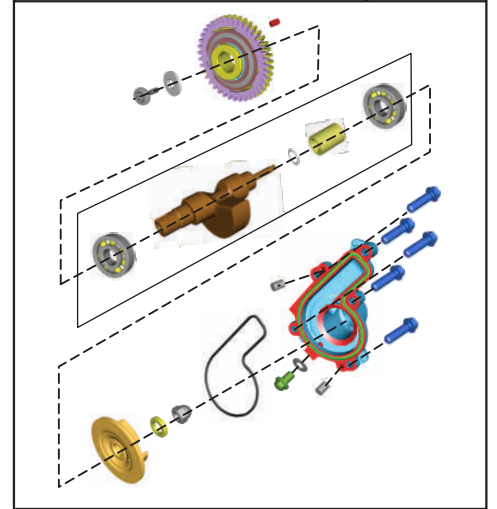


PLATE NO. : 15
OIL PUMP & EVACUATION PUMP

PAGE NO.
35

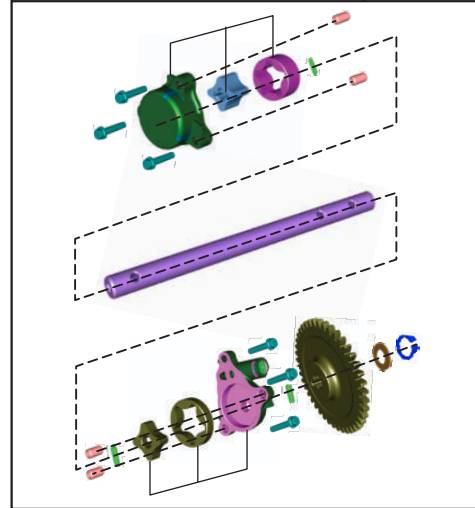
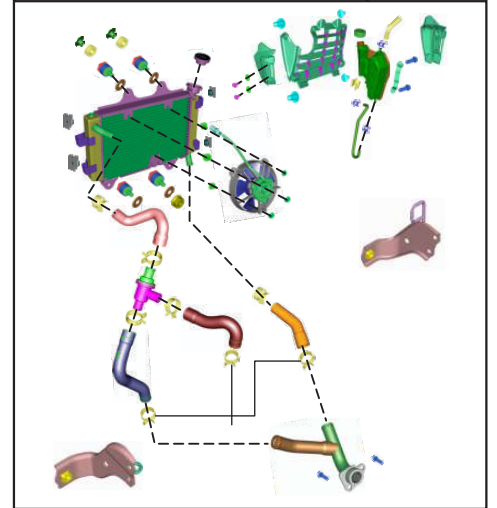


PLATE NO. : 16
COOLING SYSTEM

PAGE NO.
37 - 39



Pictorial Index



PLATE NO. : 17
COVER CLUTCH

PAGE NO.
41

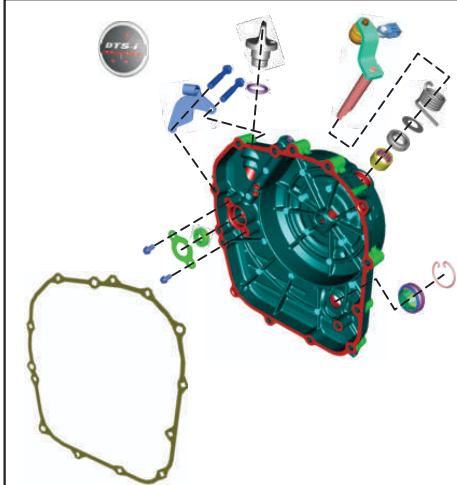


PLATE NO. : 18
COVER MAGNETO

PAGE NO.
43

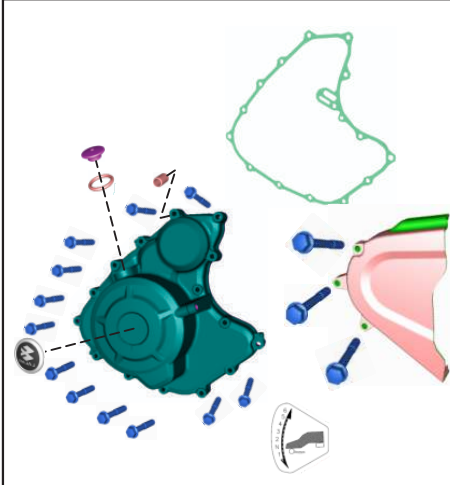


PLATE NO. : 19
CLUTCH ASSEMBLY

PAGE NO.
45

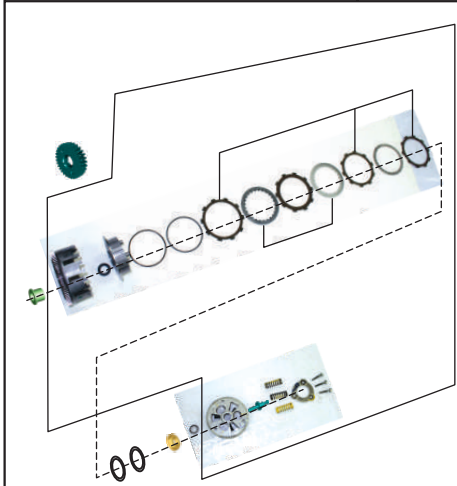
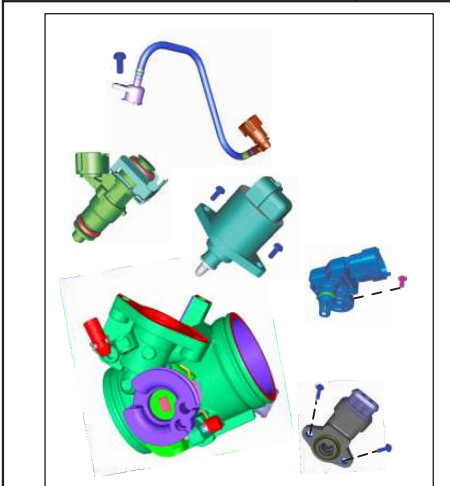


PLATE NO. : 20
THROTTLE BODY & SENSORS

PAGE NO.
47



Pictorial Index



PLATE NO. : 21
AIR CLEANER ASSEMBLY

PAGE NO.
49

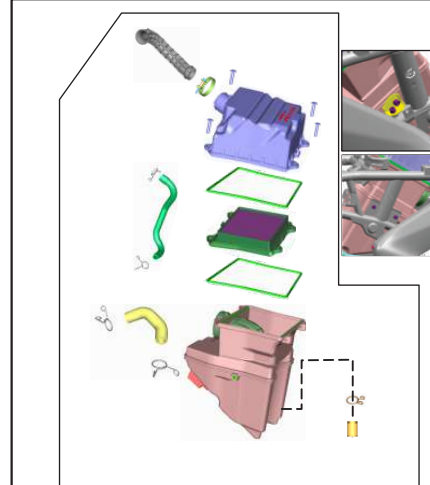


PLATE NO. : 22
SILENCER ASSEMBLY & BELLY PAN

PAGE NO.
51

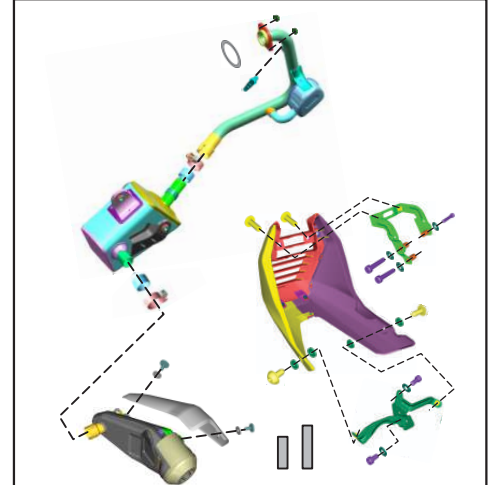


PLATE NO. : 23
SILENCER ASSEMBLY -
DOMINAR 400 UPGRADE (UG)

PAGE NO.
53

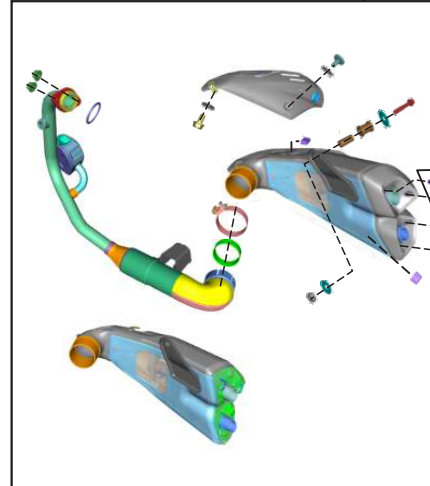
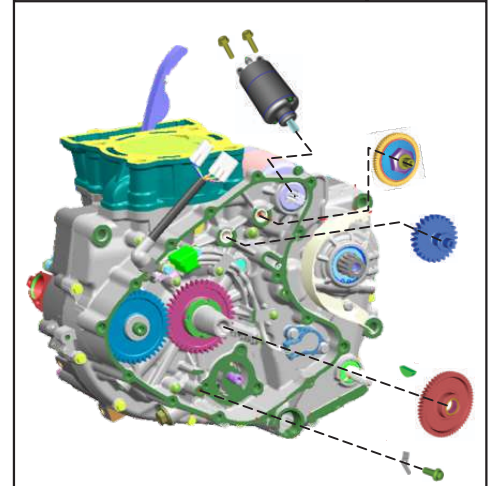


PLATE NO. : 24
STARTER ASSEMBLY

PAGE NO.
55



Pictorial Index



PLATE NO. : 25
MAGNETO, REGULATOR & ECU

PAGE NO.
57




PLATE NO. : 26
H.T. COILS

PAGE NO.
59

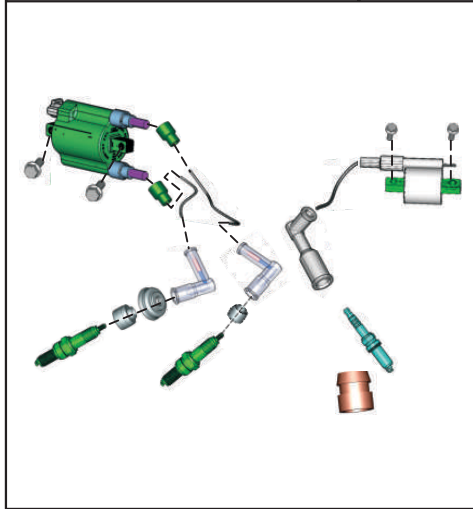


PLATE NO. : 27
SEAT ASSEMBLY & SEAT LOCK

PAGE NO.
61


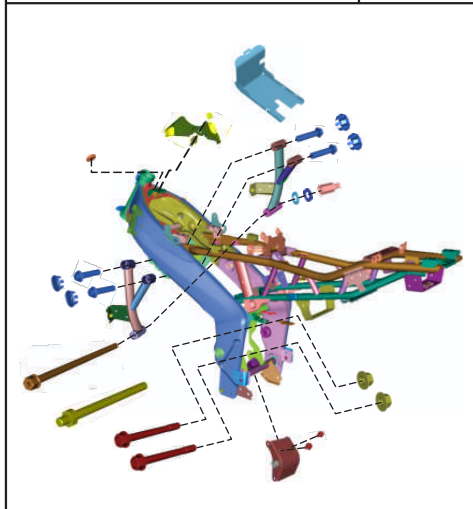


PLATE NO. : 28
ENGINE MOUNTINGS

PAGE NO.
63



Pictorial Index



PLATE NO. : 29
FRAME & FRAME FITTINGS

PAGE NO.
65

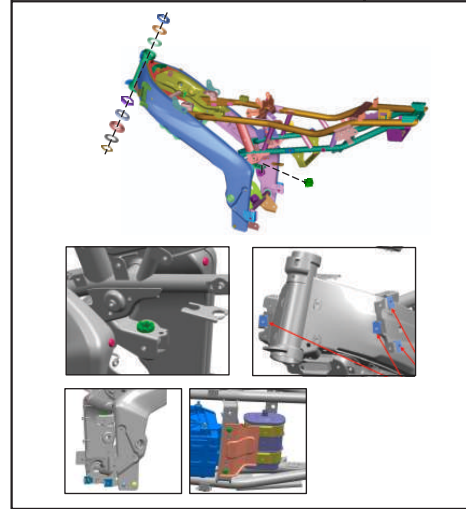


PLATE NO. : 30
SWING ARM & REAR SHOCK ABSORBER

PAGE NO.
67

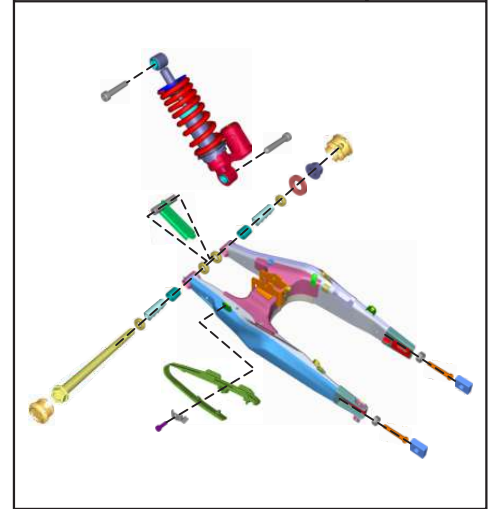


PLATE NO. : 31
PILLION FOOT REST

PAGE NO.
69 - 71

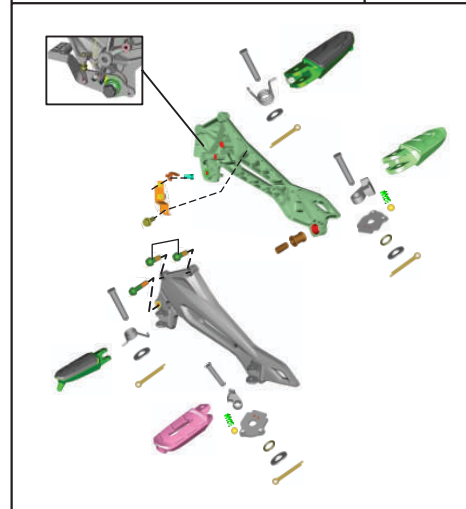
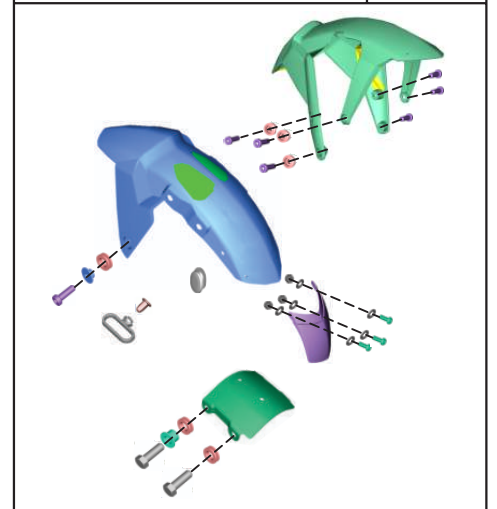


PLATE NO. : 32
FRONT FENDER

PAGE NO.
73



Pictorial Index



PLATE NO. : 33
SIDE STAND ASSEMBLY

PAGE NO.
75

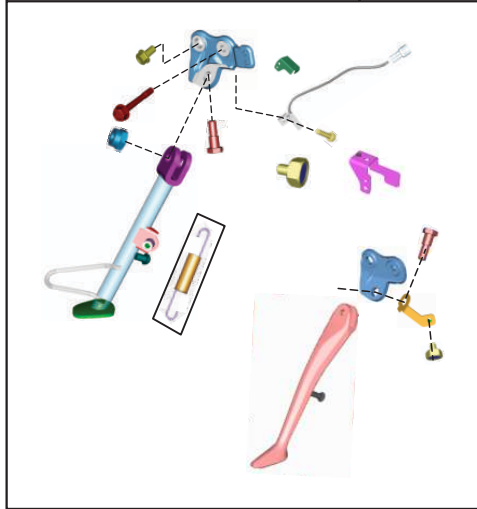


PLATE NO. : 34
TUBELESS TYRE & RIM

PAGE NO.
77

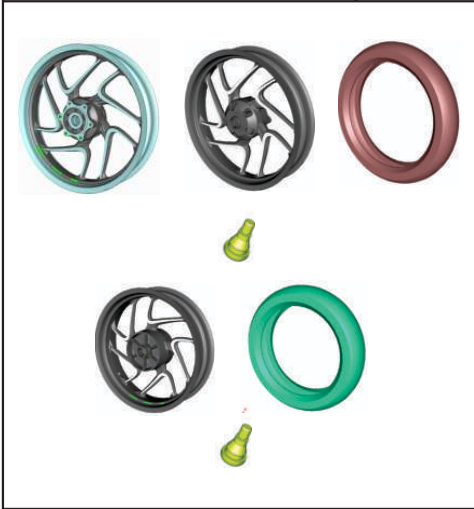


PLATE NO. : 35
FRONT HUB

PAGE NO.
79

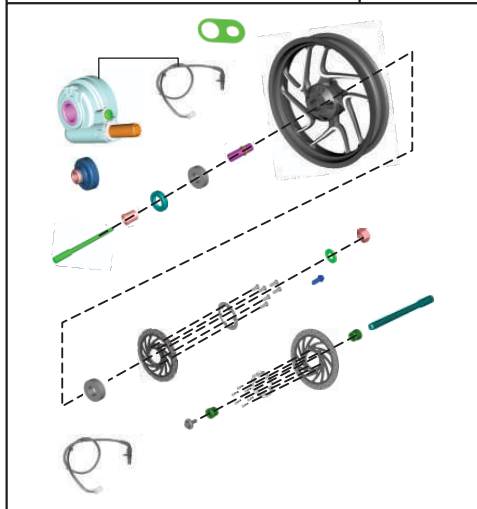
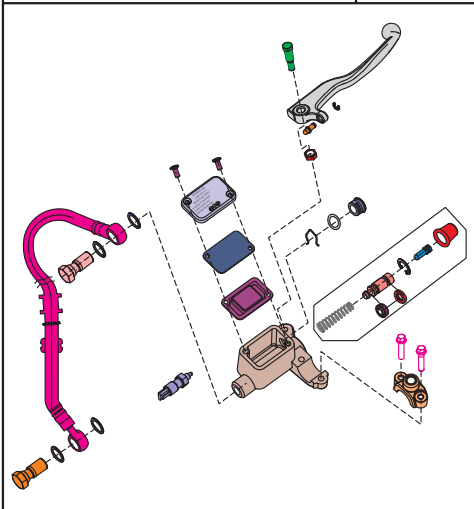


PLATE NO. : 36
MASTER CYLINDER -
FRONT DISC BRAKE

PAGE NO.
81



Pictorial Index



PLATE NO. : 37
CALIPER ASSEMBLY -
FRONT DISC BRAKE

PAGE NO.
83

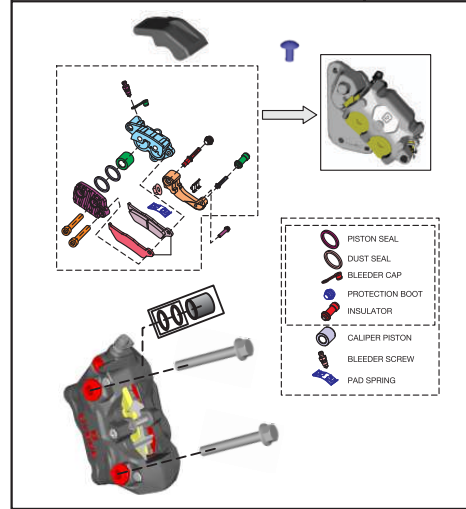


PLATE NO. : 38
ANTI BRAKE LOCK - SYSTEM

PAGE NO.
85

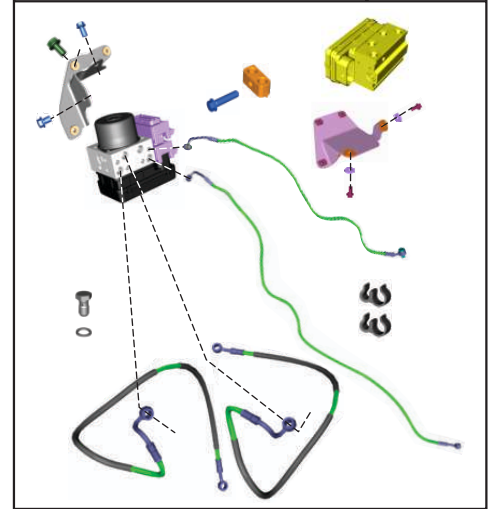


PLATE NO. : 39
REAR DISC BRAKE ASSEMBLY

PAGE NO.
87

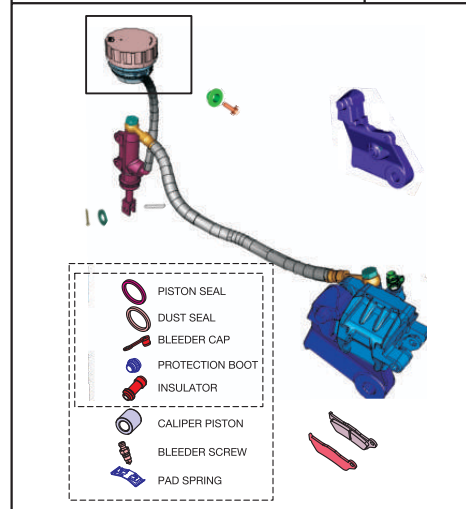
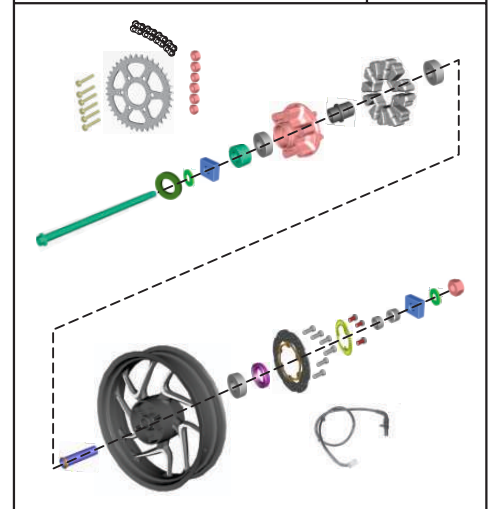


PLATE NO. : 40
REAR HUB

PAGE NO.
89



Pictorial Index



PLATE NO. : 41
REAR BRAKE PEDAL

PAGE NO.
91

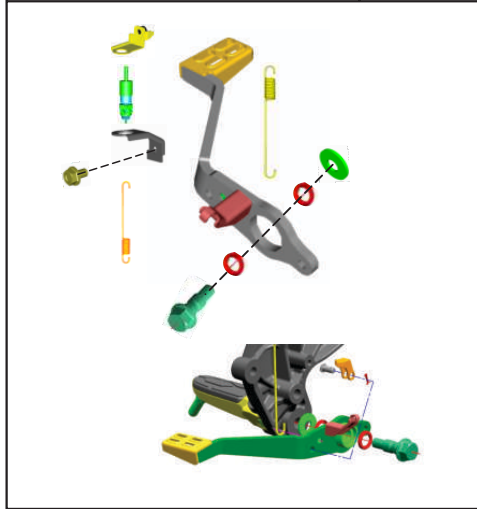


PLATE NO. : 42
HANDLE BAR ASSEMBLY

PAGE NO.
93 - 95

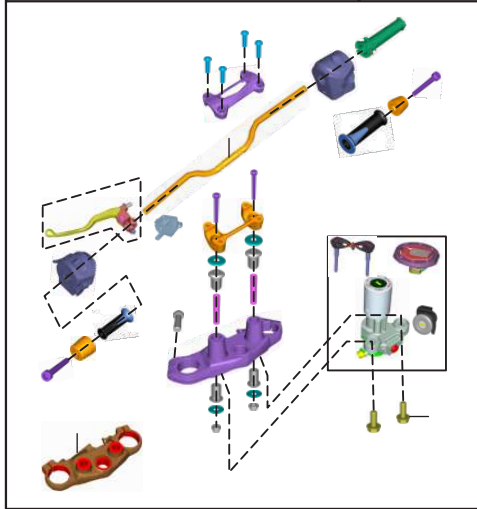


PLATE NO. : 43
FRONT FORK

PAGE NO.
97 - 99

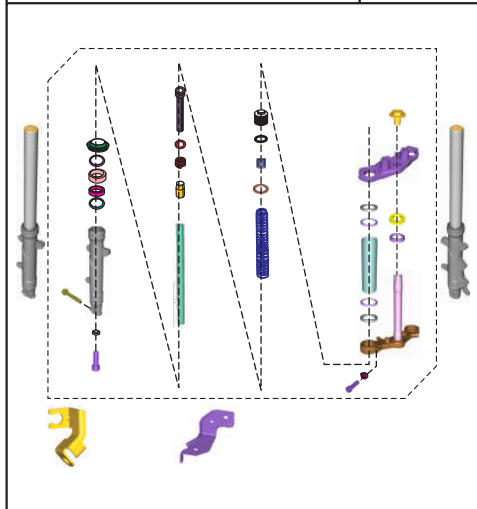
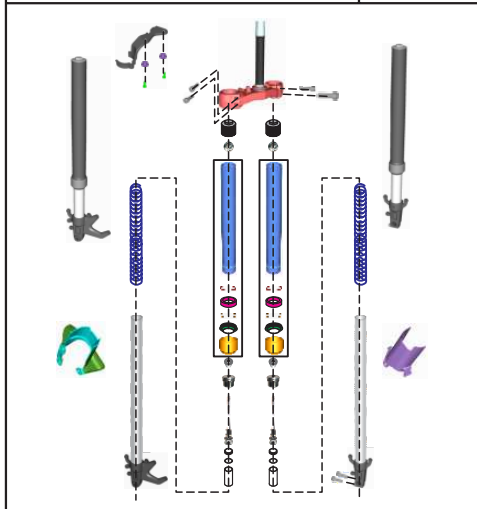


PLATE NO. : 44
FRONT FORK -
DOMINAR 400 UPGRADE (UG)

PAGE NO.
101 - 103



Pictorial Index



PLATE NO. : 45
PETROL TANK, CAP TANK &
GAUGE FUEL

PAGE NO.
105

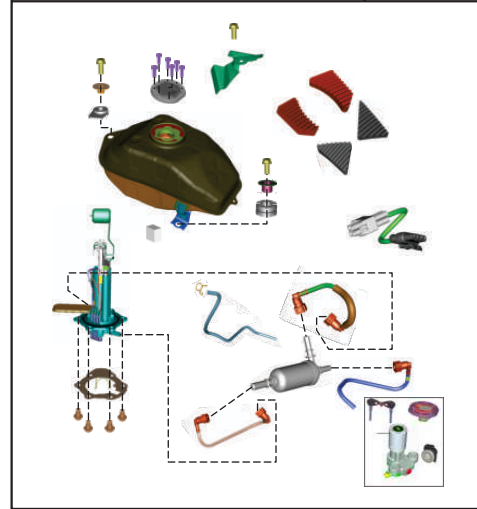


PLATE NO. : 46
EVAP MECHANISM

PAGE NO.
107

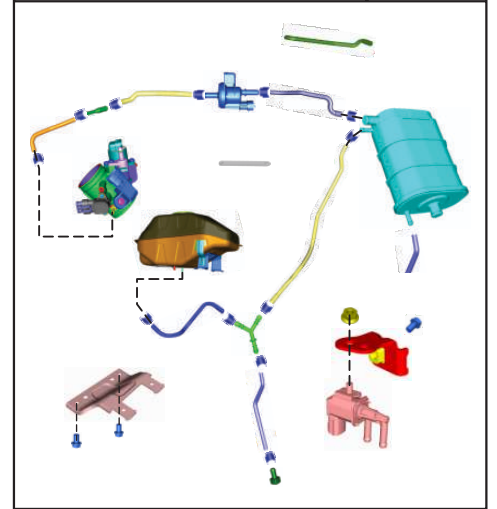


PLATE NO. : 47
FITTING - PETROL TANK COVER

PAGE NO.
109

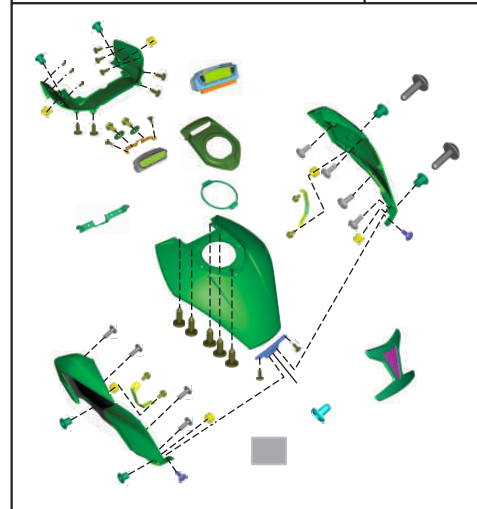
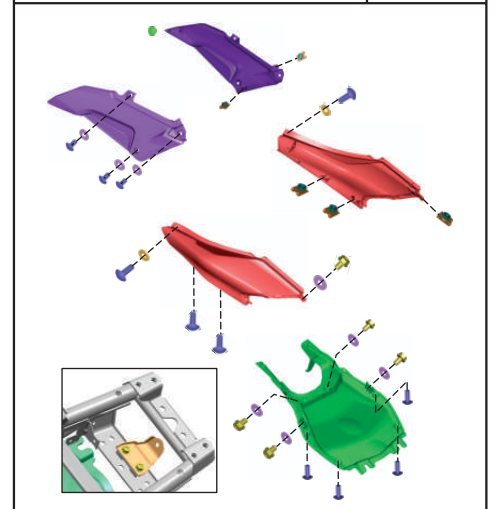


PLATE NO. : 48
FITTING - SIDE COVERS, SEAT COWLS &
UNDER TRAY FRONT

PAGE NO.
111



Pictorial Index



PLATE NO. : 49 SPEEDOMETER ASSEMBLY	PAGE NO. 113
--	-----------------

PLATE NO. : 50 CONTROL CABLES & CHAIN CASE	PAGE NO. 115
---	-----------------

PLATE NO. : 51 HEAD LAMP ASSEMBLY & FRONT NUMBER PLATE	PAGE NO. 117
---	-----------------

PLATE NO. : 52 INDICATOR LIGHT ASSEMBLY	PAGE NO. 119
--	-----------------

Pictorial Index



PLATE NO. : 53 TAIL LAMP ASSEMBLY & REAR NUMBER PLATE	PAGE NO. 121
--	-----------------

PLATE NO. : 54 ELECTRICAL EQUIPMENTS	PAGE NO. 123 - 125
---	-----------------------

PLATE NO. : 55 TOOL KIT	PAGE NO. 127
----------------------------	-----------------

JG231006	Screw Driver
JG231014	Tool Wrench 22 A/F
JG231003	Spark Plug Spanner
JG231008	Tool Bar
JG231009	Spanner Flat 13 x 14
JG231010	Spanner Flat 08 x 10
JG231011	Key Allen - 5 MM
JG231012	Key Allen - 6 MM
JG231013	Key Allen - 10 MM

PLATE NO. : 56 ACCESSORIES - MIRROR, LEG GUARDS, GRAB HANDLES & SAREE GUARD	PAGE NO. 129
--	-----------------

Pictorial Index



PLATE NO. : 57 PAINTED PARTS & DECALS	PAGE NO. 131 - 133

PLATE NO. : 58 PAINTED PARTS & DECALS - DEC. 2017	PAGE NO. 135 - 137

PLATE NO. : 59 PAINTED PARTS & DECALS - FOR UG MODEL	PAGE NO. 139 - 141

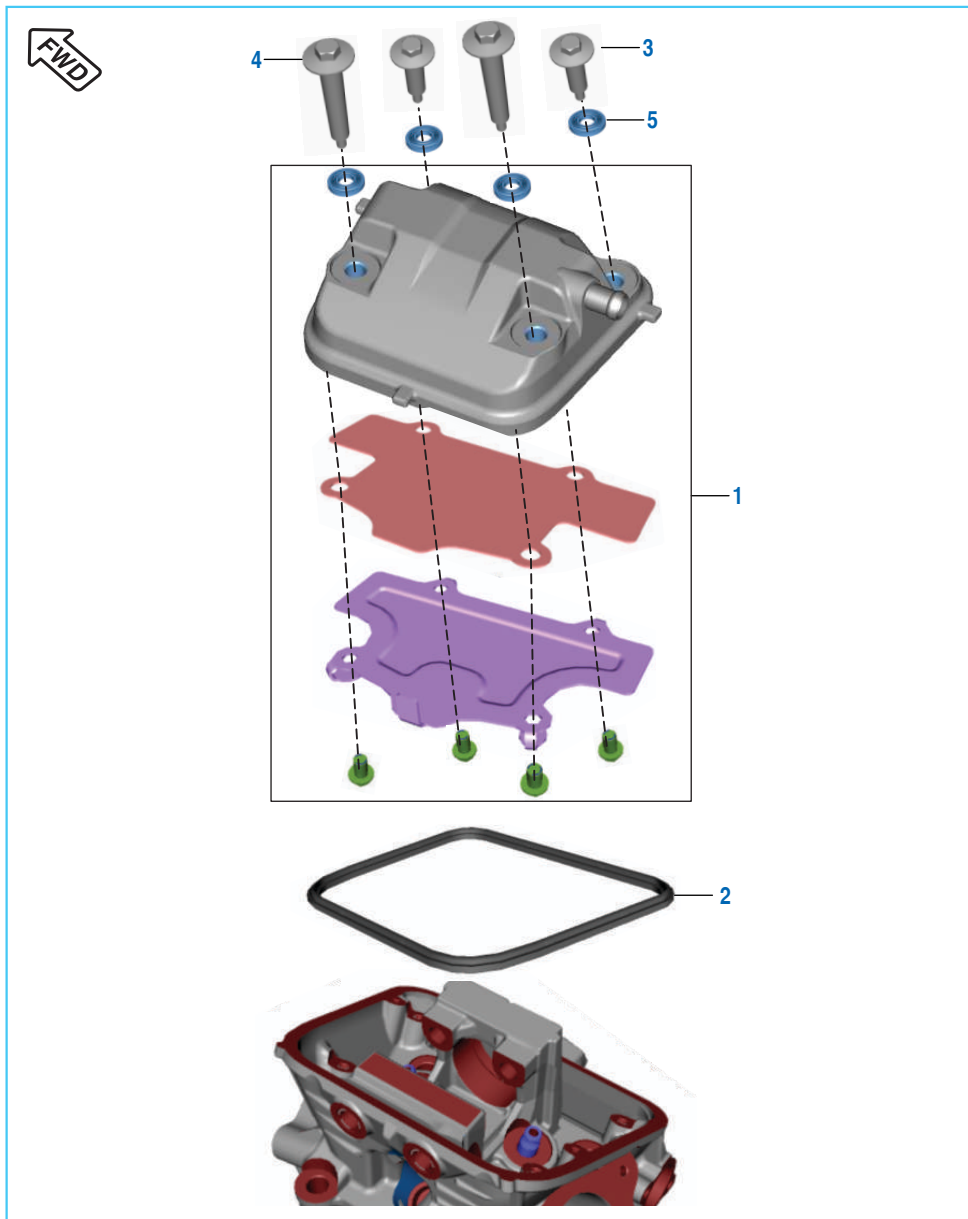
PLATE NO. : 60 CONSUMABLE PARTS	PAGE NO. 143

Pictorial Index



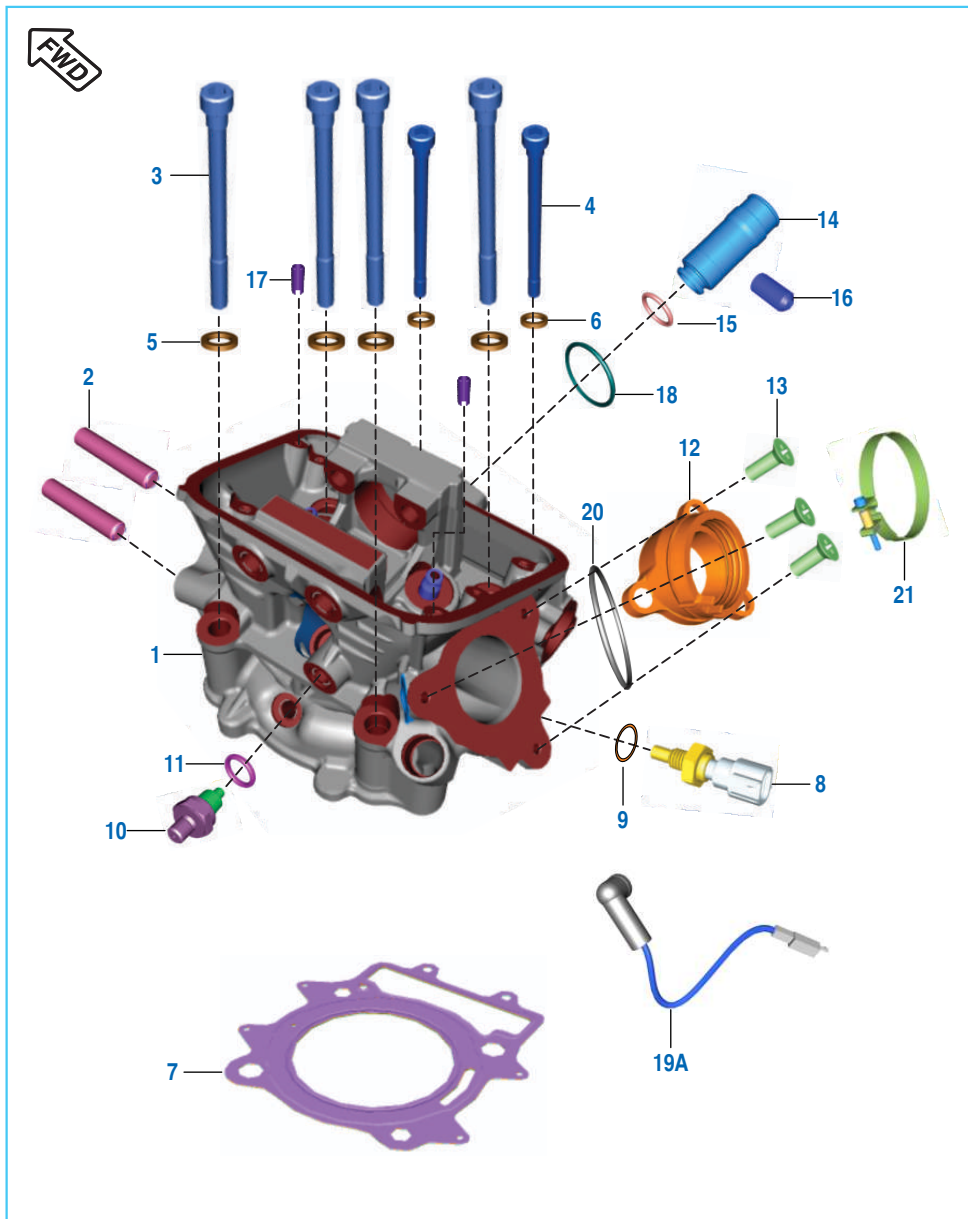
PLATE NO. : 60 CONSUMABLE PARTS	PAGE NO. 145

Cover Cylinder Head



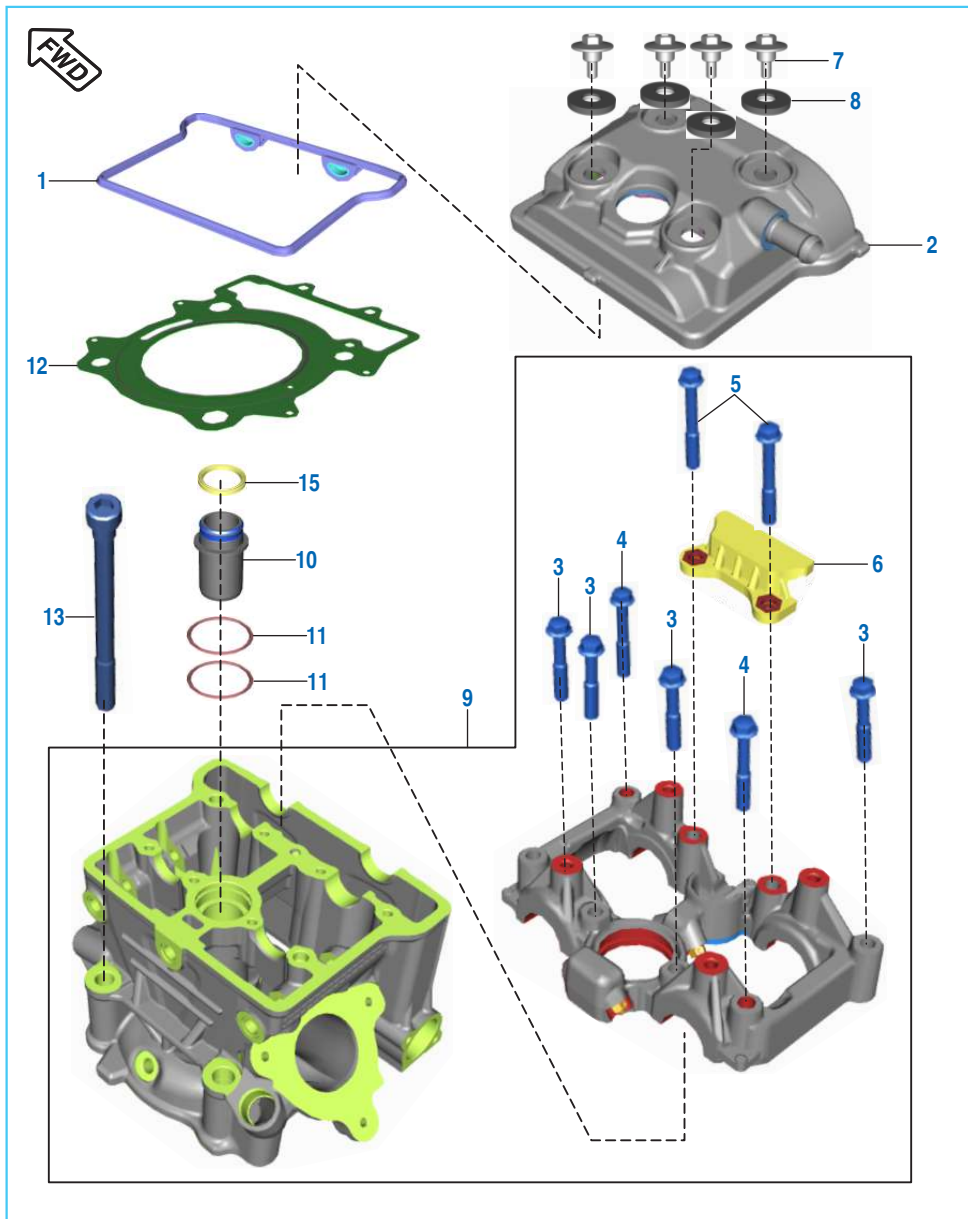
No.	Part No.	Description	Qty.		Remarks
			ABS	NON ABS	
1	JF 5110 41	Cover Cylinder Head Comp.	1	1	
2	JF 5110 46	Head Cover Gasket (Rubber)	1	1	
3	LA D001 41	Bolt Flanged (Small Length)	2	2	
4	LA D001 42	Bolt Flanged (Long Length)	2	2	
5	JG 5110 21	Washer	4	4	

Cylinder Head



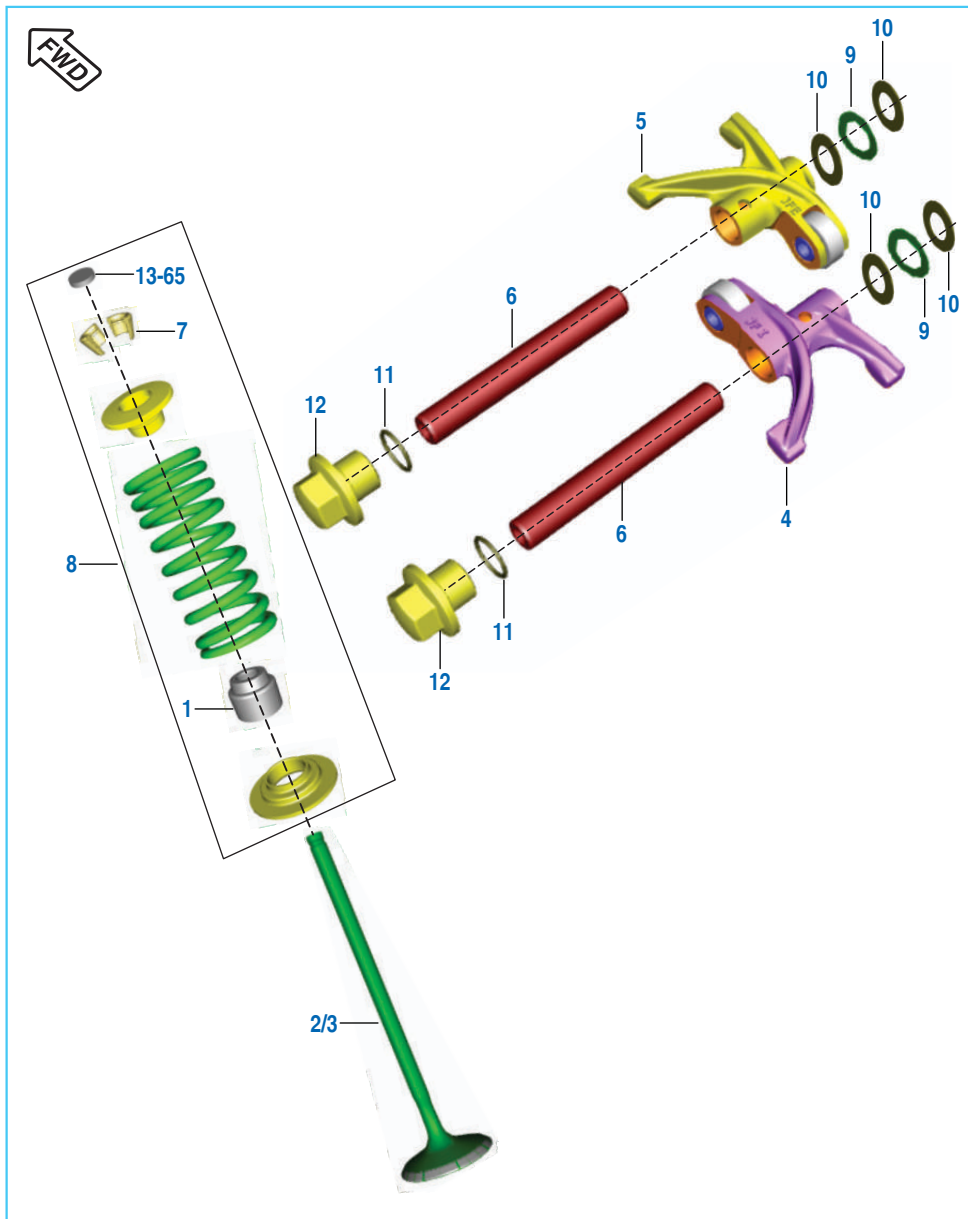
No.	Part No.	Description	Qty.		Remarks
			ABS	NON ABS	
1	36 JF00 50	Kit Assembly Cylinder Head	1	1	Refer Kit List
2	JG 5110 46	Stud	2	2	
3	LA C001 06	Hex Flange Head Bolt M10	4	4	
4	LA C001 07	Stud Bolt M6	2	2	
5	LD A000 14	Washer	4	4	
6	LD A000 15	Washer	2	2	
7	JF 5110 49	Gasket Cylinder Head	1	1	
8	JG 3514 00	Coolant Water Temp Sensor	1	1	
9	JG 5110 20	'O' Ring	1	1	
10	DK 1012 25	Oil Pressure Switch	1	1	
11	DK 1013 40	'O' Ring	1	1	
12	DT 5814 01	Pipe Intake	1	1	
13	LB C000 03	Screw	3	3	
14	JF 5110 52	Sleeve Spark Plug	1	1	
15	KJ AC18 24	'O' Ring	1	1	
16	39 2608 01	Grub Screw	1	1	
17	39 1568 06	Spring Dowel	2	2	
18	39 1283 21	'O' Ring	1	1	
19	JL 4022 19	Pigtail Oil Pressure Switch	1	1	
19A	JP 4022 18	Pigtail oil pressure switch	1	--	For UG Model
20	JY 5814 04	O - ring intake pipe	1	--	For UG Model
21	JY 5814 05	Clamp intake pipe	2	2	

Cylinder Head & Cover - Dominar 400 Upgrade (UG)



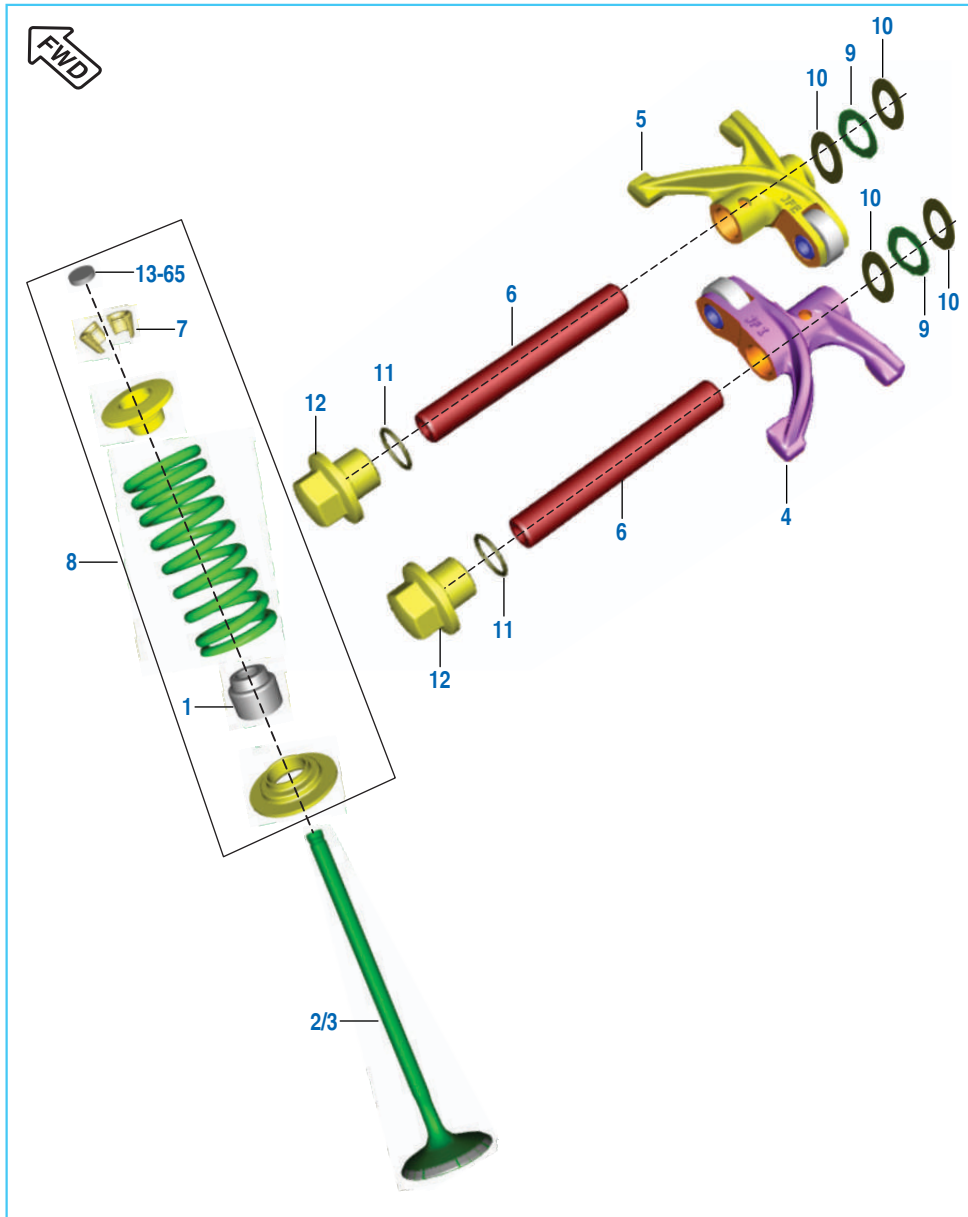
No.	Part No.	Description	Qty.		Remarks
			ABS	NON ABS	
1	JY 5111 28	Gasket Rubber - Head Cover	1	--	
2	DT 5110 27	Cylinder head cover assembly	1	--	
3	KA ED06 35	Bolt flanged small	4	--	
4	KA EQ06 40	Bolt flange small - M6	2	--	
5	KA EG06 45	Bolt flanged small	2	--	
6	JY 5110 58	Guide chain top	1	--	
7	JG 5110 22	Bolt special	4	--	
8	JG 5110 21	Washer	4	--	
9	DT 5110 32	Head cylinder - holder camshaft	1	--	
10	JY 5110 68	Sleeve spark plug	1	--	
11	LJ A000 01	'O' Ring	2	--	
12	JY 5111 39	Gasket head cylinder	1	--	
13	LA C000 32	Bolt socket head M10	4	--	
15	JY 5110 74	Gasket sleeve spark plug	1	--	

Valve



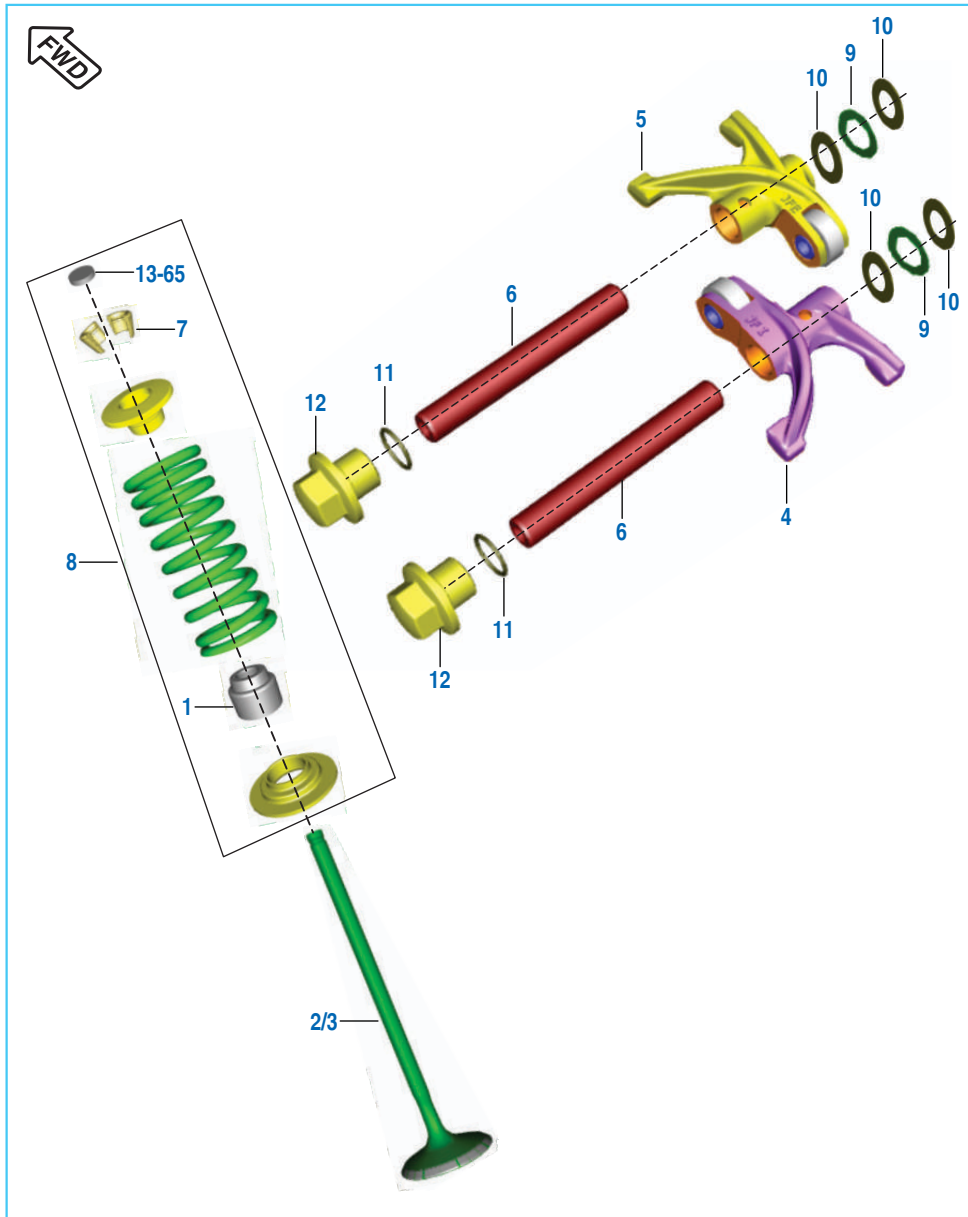
No.	Part No.	Description	Qty.		Remarks
			ABS	NON ABS	
1	CB 1010 09	Seal Valve Stem	4	4	
2	JF 5112 04	Valve Intake	2	2	
	JY 5112 21	Valve intake	2	--	For UG Model
3	JF 5112 08	Valve Exhaust	2	2	
	DT 5112 70	Valve exhaust	2	--	For UG Model
4	JF 5112 33	Assembly Rocker Arm Intake	1	1	
5	JF 5112 34	Assembly Rocker Arm Exhaust	1	1	
6	JF 5110 42	Rocker Arm Shaft	2	2	
7	CB 1010 22	Cotter Valve	8	8	
8	36 JF00 58	Kit Valve Repair	1	1	Refer Kit List
	36 JF01 98	Kit valve repair K10UG	1	--	Refer Kit List
9	DH 1012 95	Wave Washer	2	2	
10	39 2440 11	Plain Washer	4	4	
11	LJ A000 09	'O' Ring	2	2	
12	LA D001 63	Bolt Flanged	2	2	
13	36 JY00 29	Kit Shim 2 mm	1	1	
14	36 JY00 30	Kit Shim 2.04 mm	1	1	
15	36 JY00 31	Kit Shim 2.08 mm	1	1	
16	36 JY00 32	Kit Shim 2.12 mm	1	1	
17	36 JY00 33	Kit Shim 2.16 mm	1	1	
18	36 JY00 34	Kit Shim 2.20 mm	1	1	
19	36 JY00 35	Kit Shim 2.24 mm	1	1	
20	36 JY00 36	Kit Shim 2.28 mm	1	1	
21	36 JY00 56	Kit Shim 2.30 mm	1	1	
22	36 JY00 37	Kit Shim 2.32 mm	1	1	
23	36 JY00 57	Kit Shim 2.34 mm	1	1	

Valve



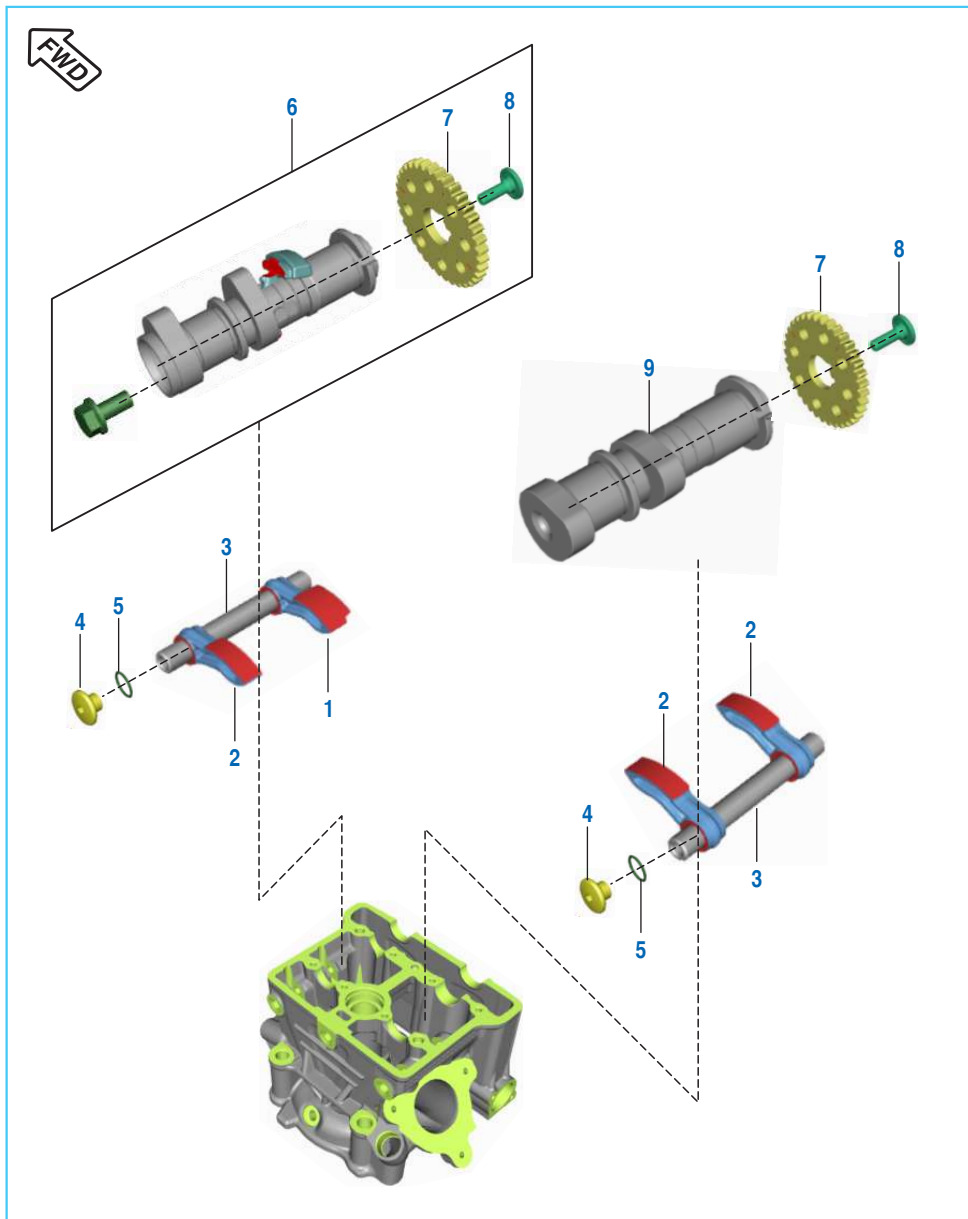
No.	Part No.	Description	Qty.		Remarks
			ABS	NON ABS	
24	36 JY00 38	Kit Shim 2.36 mm	1	1	
25	36 JY00 58	Kit Shim 2.38 mm	1	1	
26	36 JY00 39	Kit Shim 2.40 mm	1	1	
27	36 JY00 59	Kit Shim 2.42 mm	1	1	
28	36 JY00 40	Kit Shim 2.44 mm	1	1	
29	36 JY00 60	Kit Shim 2.46 mm	1	1	
30	36 JY00 41	Kit Shim 2.48 mm	1	1	
31	36 JY00 61	Kit Shim 2.50 mm	1	1	
32	36 JY00 42	Kit Shim 2.52 mm	1	1	
33	36 JY00 62	Kit Shim 2.54 mm	1	1	
34	36 JY00 43	Kit Shim 2.56 mm	1	1	
35	36 JY00 63	Kit Shim 2.58 mm	1	1	
36	36 JY00 44	Kit Shim 2.60 mm	1	1	
37	36 JY00 64	Kit Shim 2.62 mm	1	1	
38	36 JY00 45	Kit Shim 2.64 mm	1	1	
39	36 JY00 46	Kit Shim 2.68 mm	1	1	
40	36 JF00 89	Kit Shim 2.70 mm	1	1	
41	36 JY00 47	Kit Shim 2.72 mm	1	1	
42	36 JF00 90	Kit Shim 2.74 mm	1	1	
43	36 JY00 48	Kit Shim 2.76 mm	1	1	
44	36 JF00 91	Kit Shim 2.78 mm	1	1	
45	36 JY00 49	Kit Shim 2.80 mm	1	1	
46	36 JF00 92	Kit Shim 2.82 mm	1	1	
47	36 JY00 50	Kit Shim 2.84 mm	1	1	
48	36 JF00 93	Kit Shim 2.86 mm	1	1	

Valve



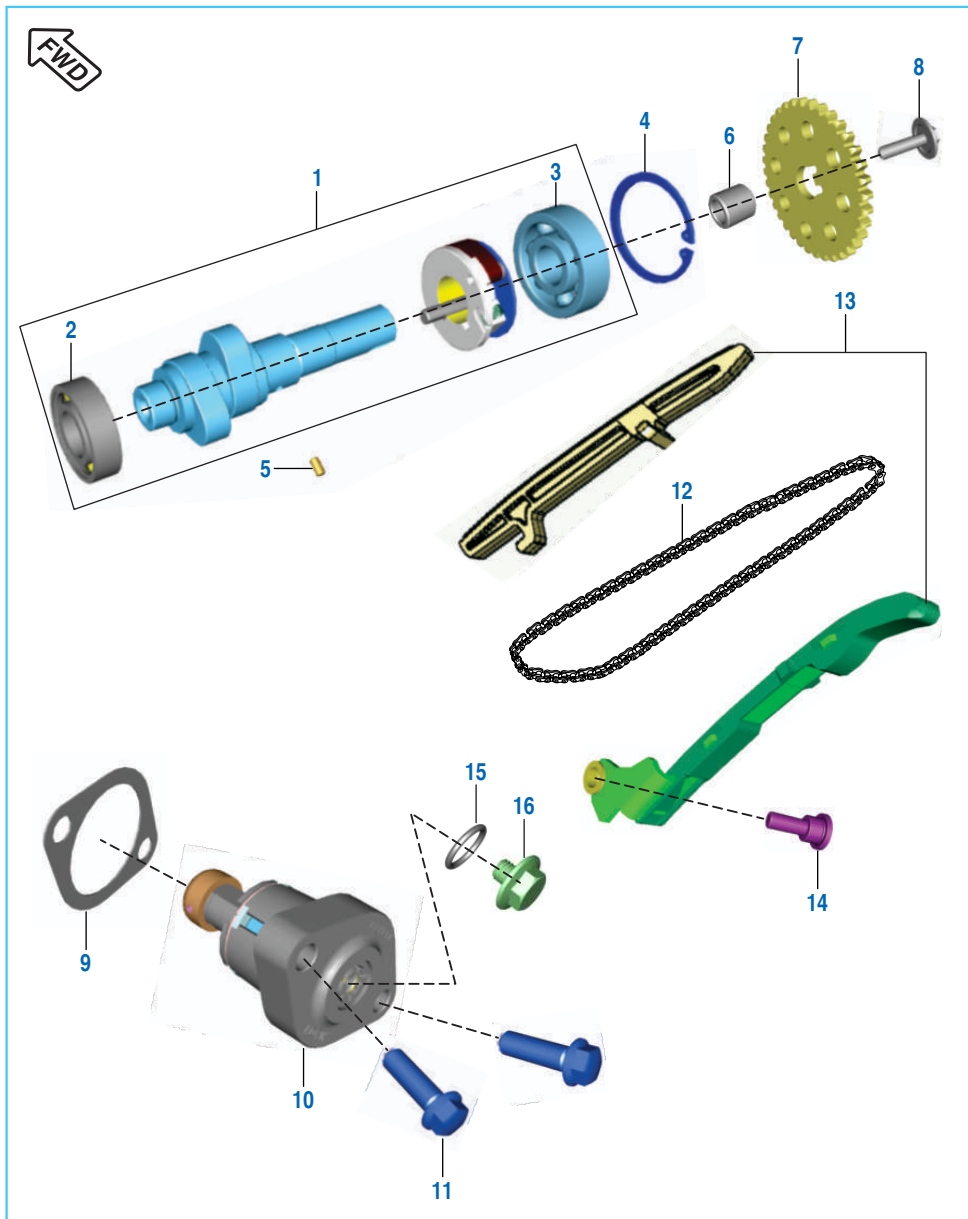
No.	Part No.	Description	Qty.		Remarks
			ABS	NON ABS	
49	36 JY00 51	Kit Shim 2.88 mm	1	1	
50	36 JF00 94	Kit Shim 2.90 mm	1	1	
51	36 JY00 52	Kit Shim 2.92 mm	1	1	
52	36 JF00 95	Kit Shim 2.94 mm	1	1	
53	36 JY00 53	Kit Shim 2.96 mm	1	1	
54	36 JF00 96	Kit Shim 2.98 mm	1	1	
55	36 JY00 54	Kit Shim 3.00 mm	1	1	
56	36 JF00 97	Kit Shim 3.02 mm	1	1	
57	36 JY00 55	Kit Shim 3.04 mm	1	1	
58	36 JF00 98	Kit Shim 3.06 mm	1	1	
59	36 JF00 99	Kit Shim 3.08 mm	1	1	
60	36 JF01 00	Kit Shim 3.10 mm	1	1	
61	36 JF01 01	Kit Shim 3.12 mm	1	1	
62	36 JF01 02	Kit Shim 3.14 mm	1	1	
63	36 JF01 03	Kit Shim 3.16 mm	1	1	
64	36 JF01 04	Kit Shim 3.18 mm	1	1	
65	36 JF01 05	Kit Shim 3.20 mm	1	1	

Rocker arm & Camshaft - Dominar 400 Upgrade (UG)



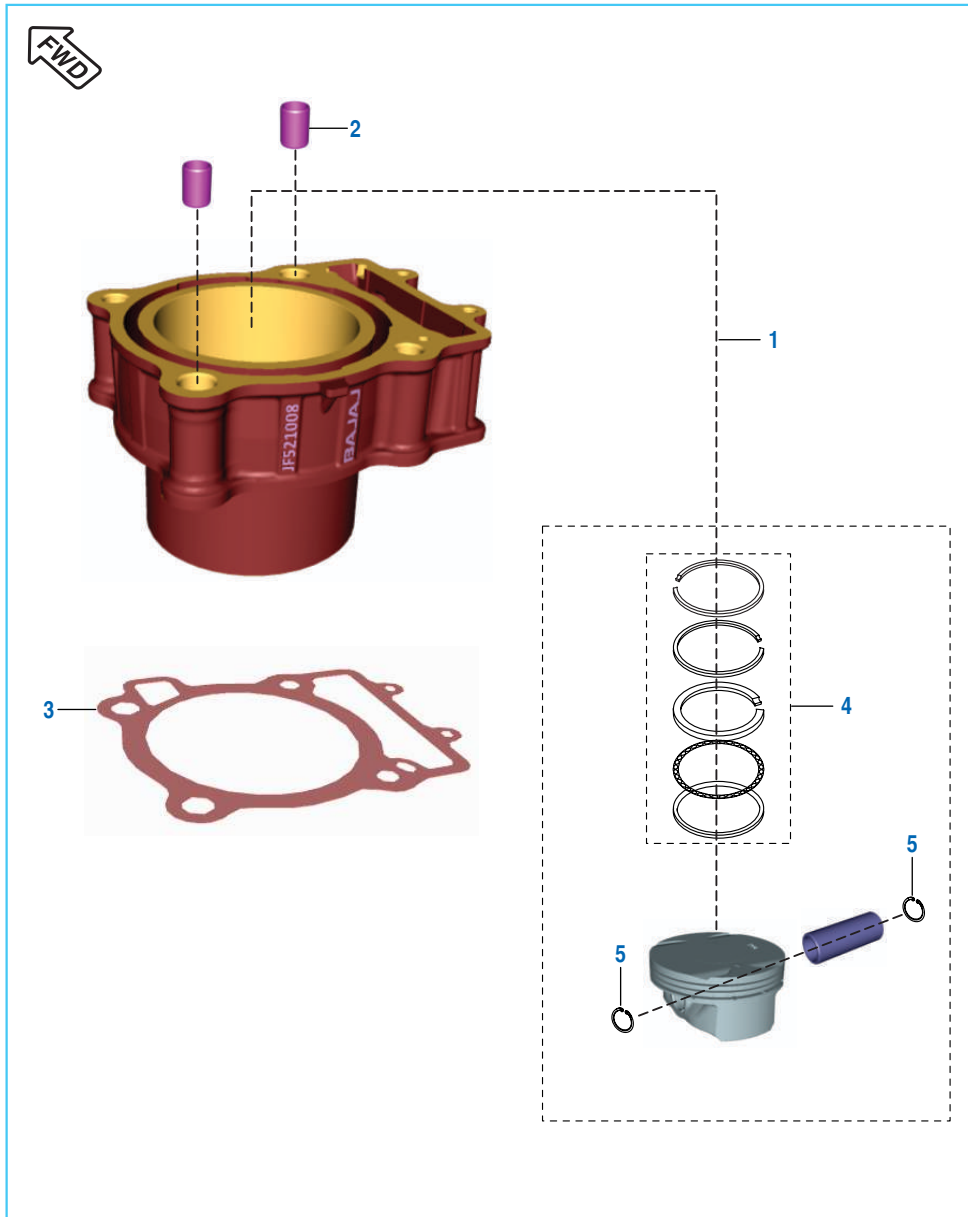
No.	Part No.	Description	Qty.		Remarks
			ABS	NON ABS	
1	JY 5112 12	Rocker arm decomp	1	--	
2	JU 5112 04	Rocker arm	3	--	
3	JY 5112 26	Rocker arm shaft	2	--	
4	JG 5110 16	Plug	2	--	
5	39 1021 21	Ring - O	2	--	
6	JF 5112 55	Camshaft assembly exhaust	1	--	
7	JP 5112 15	Sprocket camshaft	2	--	
8	LA C001 44	Bolt socket - M10	2	--	
9	JF 5112 54	Camshaft intake	1	--	

Camshaft & Tensioner



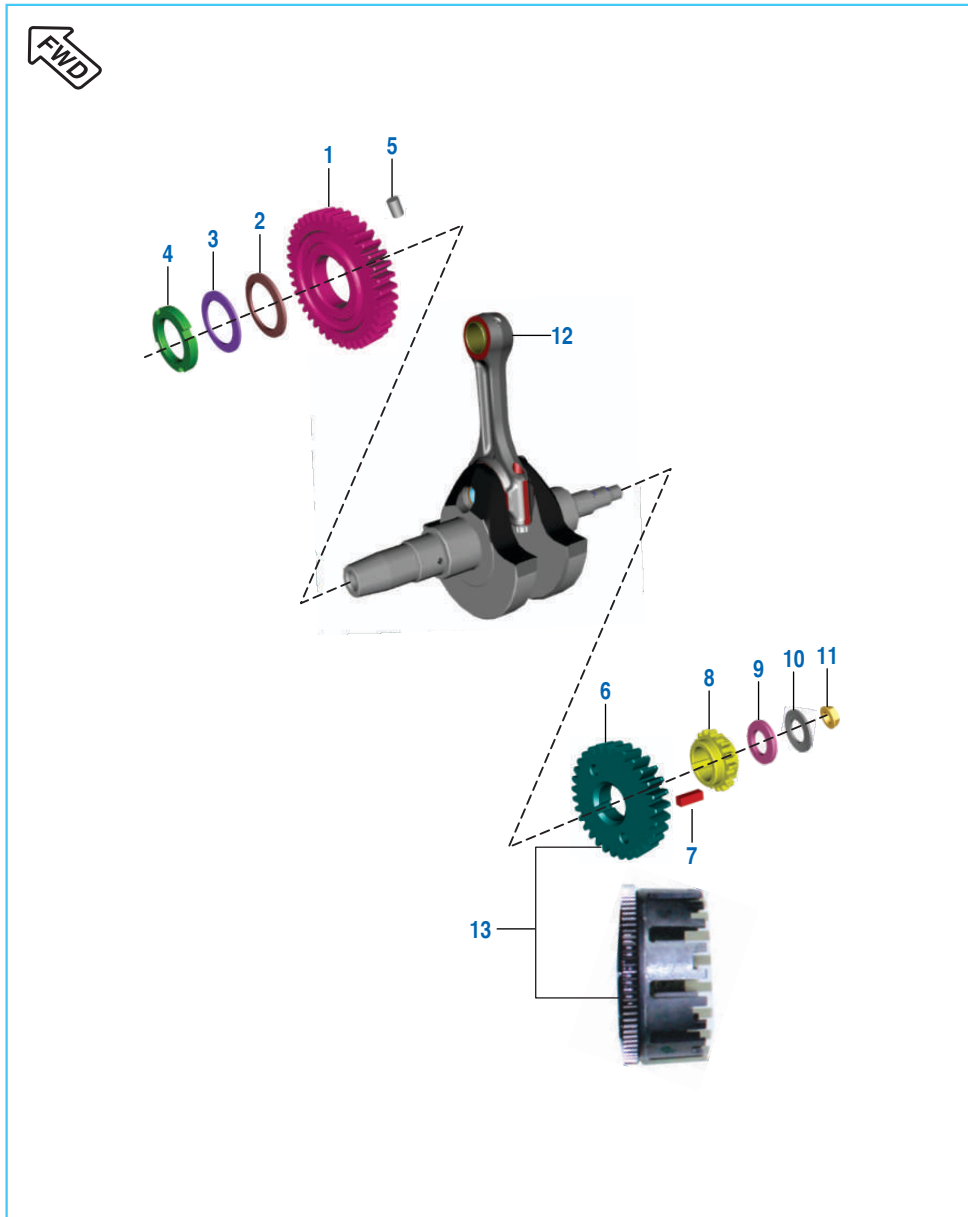
No.	Part No.	Description	Qty.		Remarks
			ABS	NON ABS	
1	JF 5112 22	Assembly Camshaft	1	1	
2	JC 1010 85	Ball Bearing (15 x 32 x 9)	1	1	
3	JC 1010 86	Ball Bearing (15 x 42 x 13)	1	1	
4	KE BB42 17	Circlip Internal	1	1	
5	KH DA03 06	Pin Dowel	1	1	
6	JF 5112 40	Camshaft Collar	1	1	
7	JF 5112 35	Sprocket Camshaft	1	1	
8	JG 5112 69	Bolt Special Flanged	1	1	
9	CS 1011 28	Gasket	1	1	
10	JF 5112 49	Tensioner Assembly	1	1	
11	KA EW06 20	Hex Bolt With Flange	2	2	
12	JF 5112 23	Chain Silent	1	1	
	JY 5112 20	Chain timing	1	--	For UG Model
13	36 JF00 55	Kit Chain Guide	1	1	Refer Kit List
	36 JF01 97	Kit cam chain guide K10UG	1	--	Refer Kit List
14	JY 5410 09	Bolt Special Pivot Guide Chain	1	1	
15	39 2669 21	O - Ring	1	1	
16	JG 5112 70	Bolt flanged - M6	1	1	

Cylinder & Piston



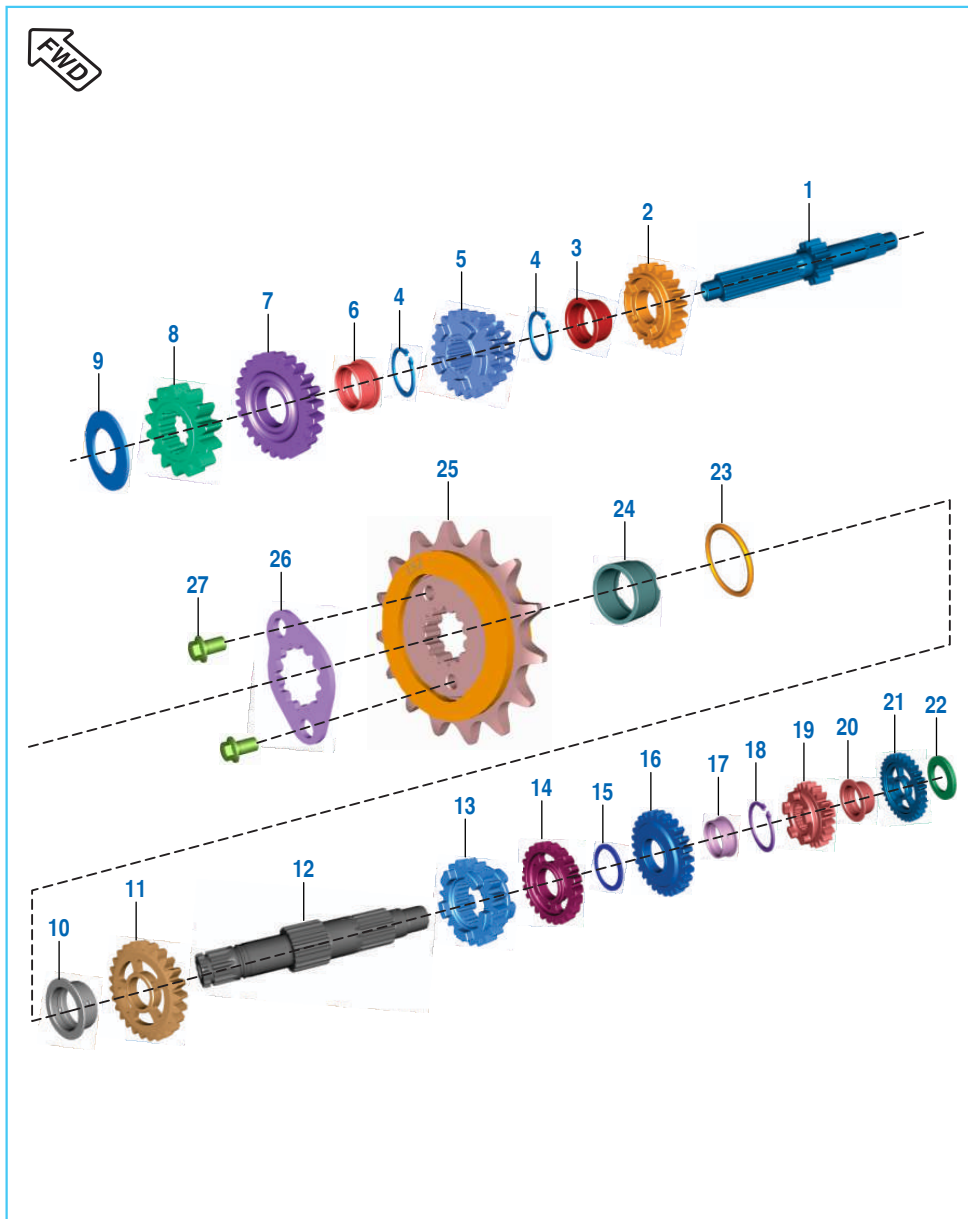
No.	Part No.	Description	Qty.		Remarks
			ABS	NON ABS	
1	36 JF00 59	Kit Cylinder Block + Piston	1	1	Refer Kit List
	36 JF01 96	Kit block piston K10UG	1	--	Refer Kit List
2	39 2181 06	Hollow Dowel Pin	2	2	
3	JY 5210 06	Gasket Cylinder Block	1	1	
4	36 JF00 60	Kit Piston Ring	1	1	Refer Kit List
5	JF 5213 00	Circlip	2	2	

Crankshaft Assembly



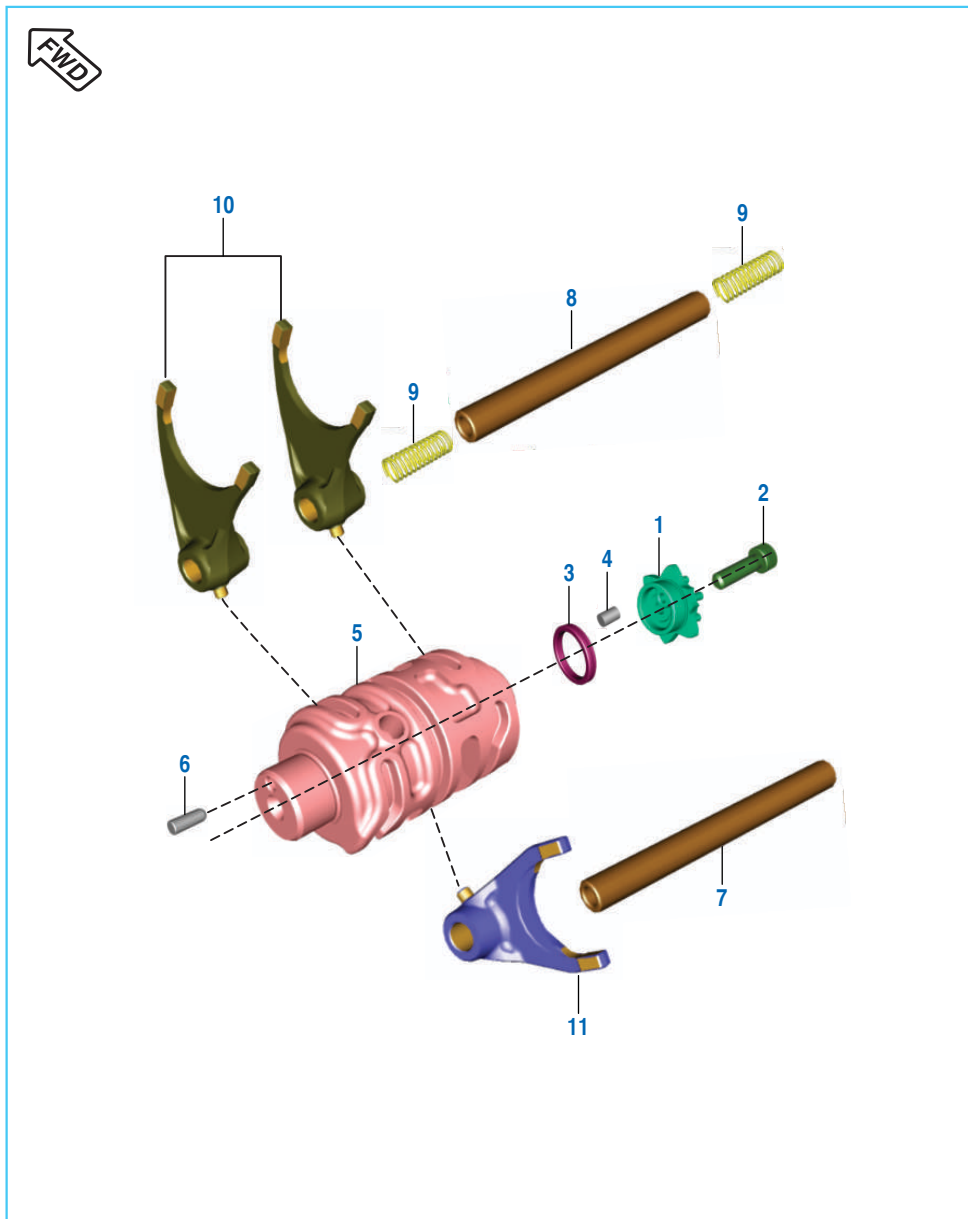
No.	Part No.	Description	Qty.		Remarks
			ABS	NON ABS	
1	JF 5310 21	Balancer Drive Gear	1	1	
2	LD H000 02	Belleville Washer	1	1	
3	LD B000 33	Plain Washer	1	1	
4	JG 5310 40	Nut Balancer Drive Lock	1	1	
5	39 2606 07	Parallel Pin	1	1	
6	JY 5512 12	Gear Primary Drive	1	1	
7	LF B000 01	Sunk Key	1	1	
8	JF 5310 17	Crankshaft Sprocket	1	1	
	JY 5310 26	Sprocket crankshaft (18T)	1	--	For UG Model
9	JY 5310 08	Plain Washer	1	1	
10	DG 1012 75	Washer	1	1	
11	LC G000 02	Nut Sprocket Drive Lock	1	1	
12	JF 5310 20	Crankshaft Assembly Comp.	1	1	
13	36 JF00 54	Kit Primary Drive & Driven	1	1	Refer Kit List

Transmission



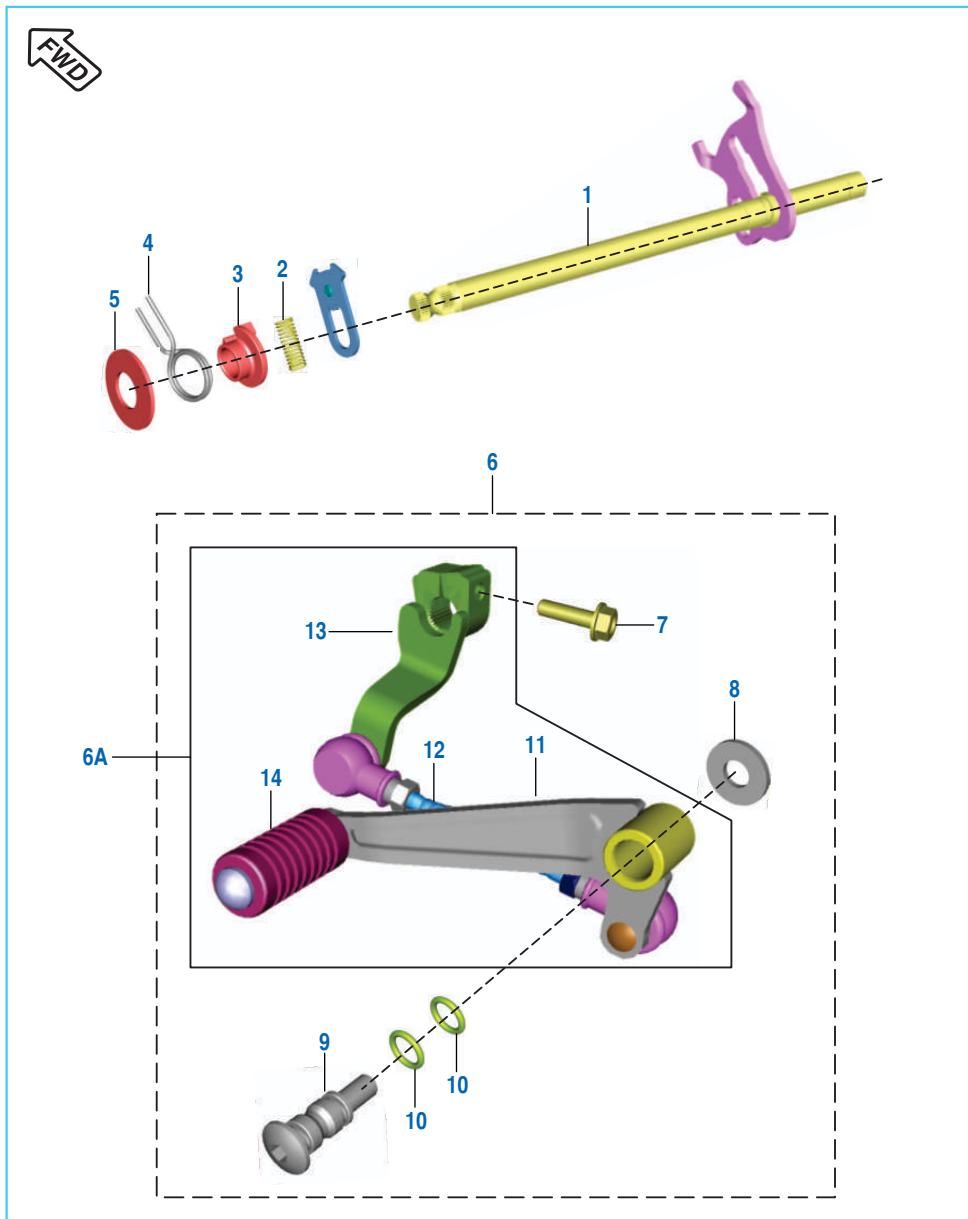
No.	Part No.	Description	Qty.		Remarks
			ABS	NON ABS	
1	JY 5510 22	Shaft Input	1	1	
2	JY 5512 30	Gear 5th Drive	1	1	
3	JY 5510 10	Bush 5th Drive	1	1	
4	JY 5512 14	Circlip	2	2	
5	JY 5512 29	Gear 3rd - 4th Drive	1	1	
6	JY 5510 21	Bush 6th Drive	1	1	
7	JY 5512 31	Gear 6th Drive	1	1	
8	JY 5512 28	Gear 2nd Drive	1	1	
9	JY 5512 15	Thrust Washer	1	1	
10	JY 5510 06	Bush 2nd Driven	1	1	
11	JY 5512 33	Gear 2nd Driven	1	1	
12	JY 5510 08	Shaft Output T/M With Plug	1	1	
13	JY 5512 37	Gear 6th Driven	1	1	
14	JY 5512 35	Gear 4th Driven	1	1	
15	JY 5510 05	Thrust Washer 3rd Driven	1	1	
16	JY 5512 34	Gear 3rd Driven	1	1	
17	JY 5510 27	Bush 3rd Driven	1	1	
18	JY 5512 18	Circlip	1	1	
19	JY 5512 36	Gear 5th Driven	1	1	
20	JY 5512 05	Bush 1st Driven	1	1	
21	JY 5512 32	Gear 1st Driven	1	1	
22	JY 5512 17	Thrust Washer	1	1	
23	JY 5510 18	'O' RING	1	1	
24	36 JY01 02	Collar Sprocket	1	1	
25	JY 5510 29	Sprocket Output	1	1	
26	JY 5510 30	Plate Drive Sprocket	1	1	
27	LA E000 17	Bolt Flanged	2	2	

Change Drum / Shift Fork



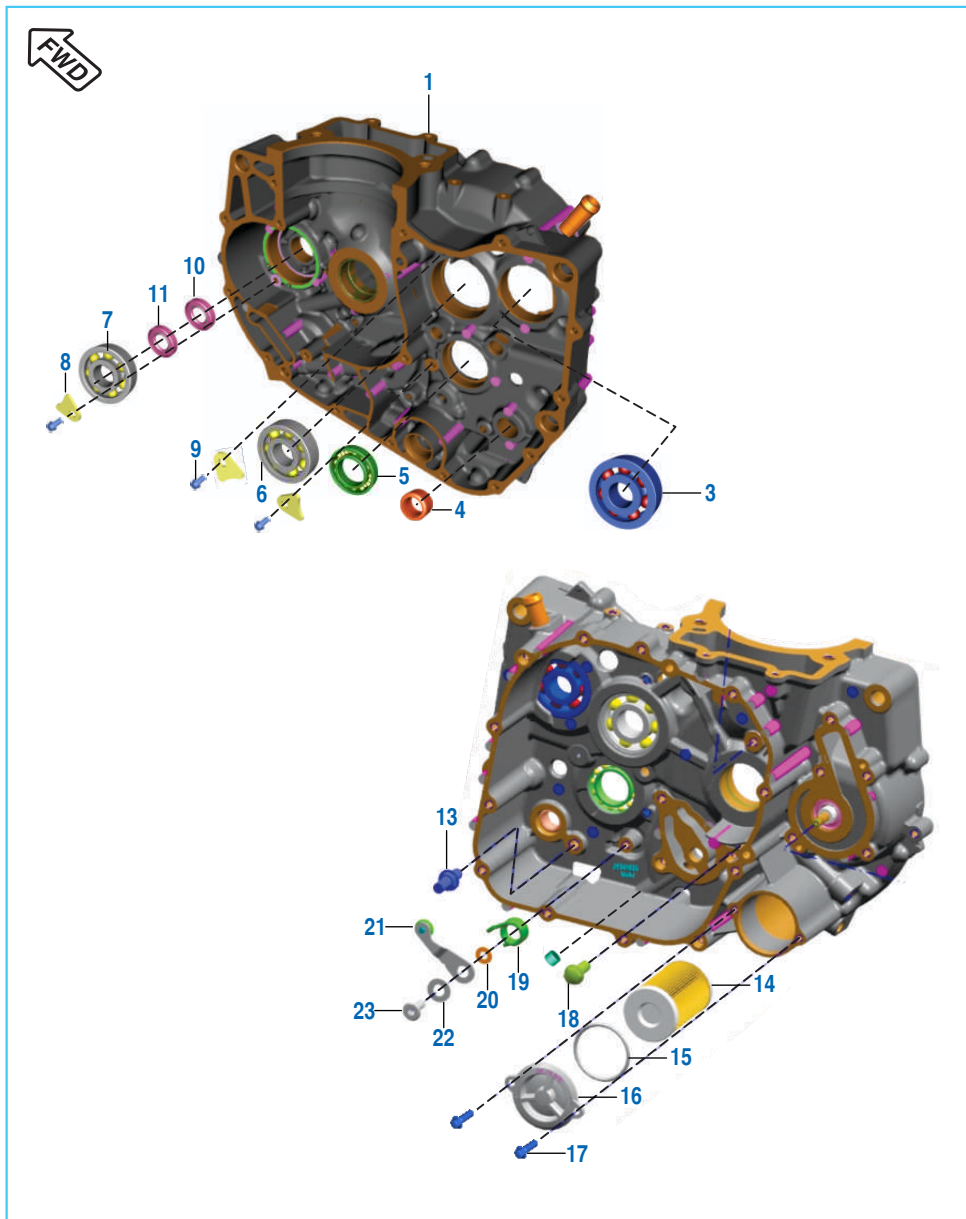
No.	Part No.	Description	Qty.		Remarks
			ABS	NON ABS	
1	JG 5612 22	Guide Gear Shift	1	1	
2	LA C000 24	Socket Head Bolt	1	1	
3	JG 5610 10	Spacer	1	1	
4	39 2606 07	Parallel Pin	1	1	
5	JF 5610 00	Drum Gear Shift	1	1	
6	JG 5610 08	Gear Indicator Pin	1	1	
7	JY 5610 04	Shaft Input Gear Shift Fork	1	1	
8	JF 5610 01	Shaft Output Fork Shift	1	1	
9	JG 5612 15	Compression Spring	2	2	
10	JY 5610 08	Fork Shift Output	2	2	
11	JY 5610 02	Fork Gear Shift Input	1	1	

Gear Change Mechanism



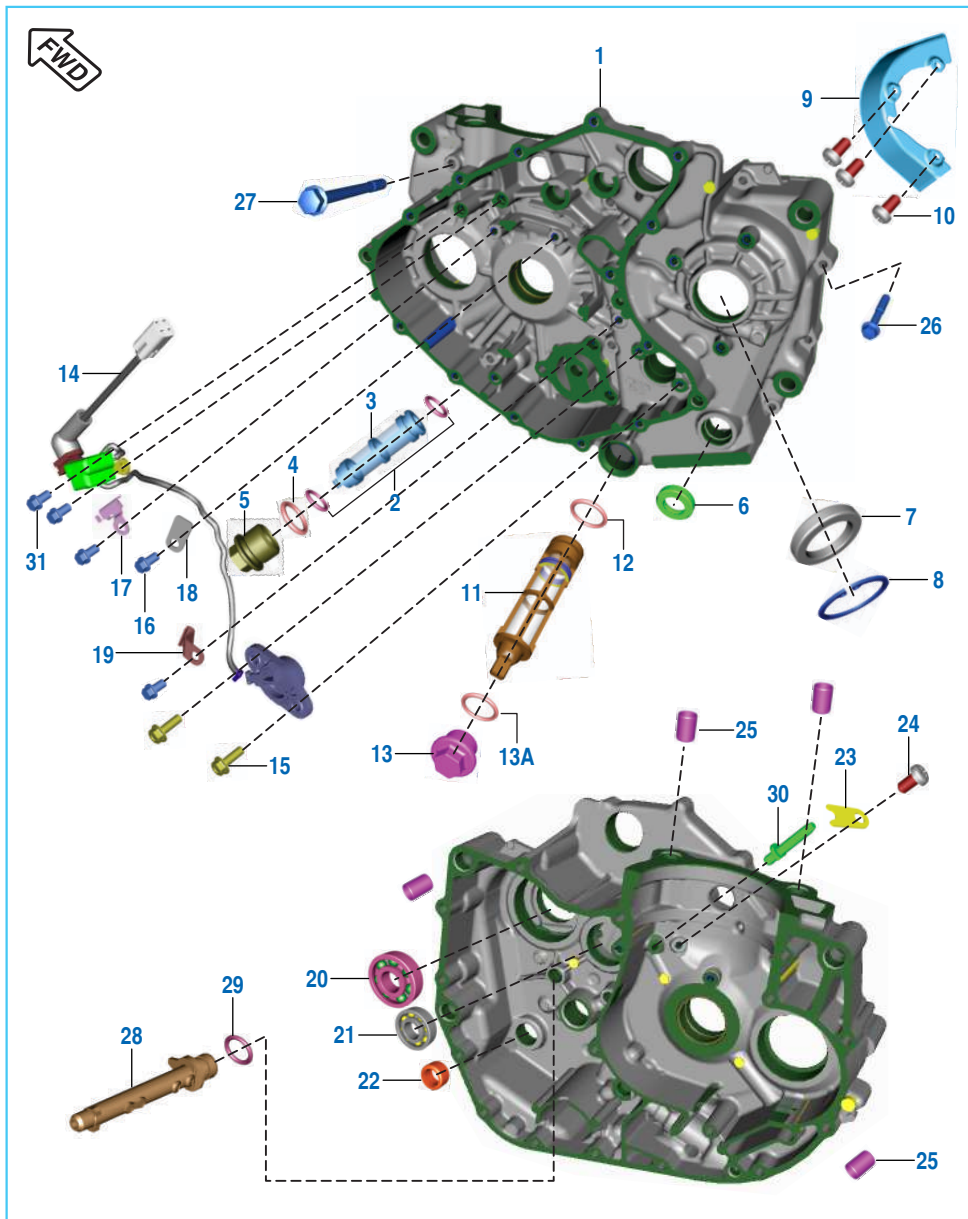
No.	Part No.	Description	Qty.		Remarks
			ABS	NON ABS	
1	JY 5612 05	Lever Complete Change Shaft	1	1	
2	JG 5612 15	Spring Compression	1	1	
3	JG 5612 17	Bush Torsion Spring	1	1	
4	JG 5612 18	Torsion Spring	1	1	
5	JG 5612 16	Plain Washer	1	1	
6	52 JF03 48	Change Lever Complete Assy.	1	1	
6A	JF 5614 06	Assembly lever gear change	1	--	For UG Model
7	KA DM06 22	Bolt Flange M6	1	1	
	KA DD06 22	Bolt Flange M6	1	1	From 10.07.17
8	JL 5614 10	Washer Steel	1	1	
9	JL 5614 09	Bolt Gear Change Lever	1	1	
	LA C001 04	Bolt socket - M8	1	--	For UG Model
10	01 1009 05	'O' Ring	2	2	
11	JF 5614 10	Lever Change Assembly	1	1	
12	52 JF00 62	Tie Rod	1	1	
13	JF 5614 08	Change Arm Assembly	1	1	
14	DT 5612 05	Damper	1	1	

Engine Assembly / Crankcase RH



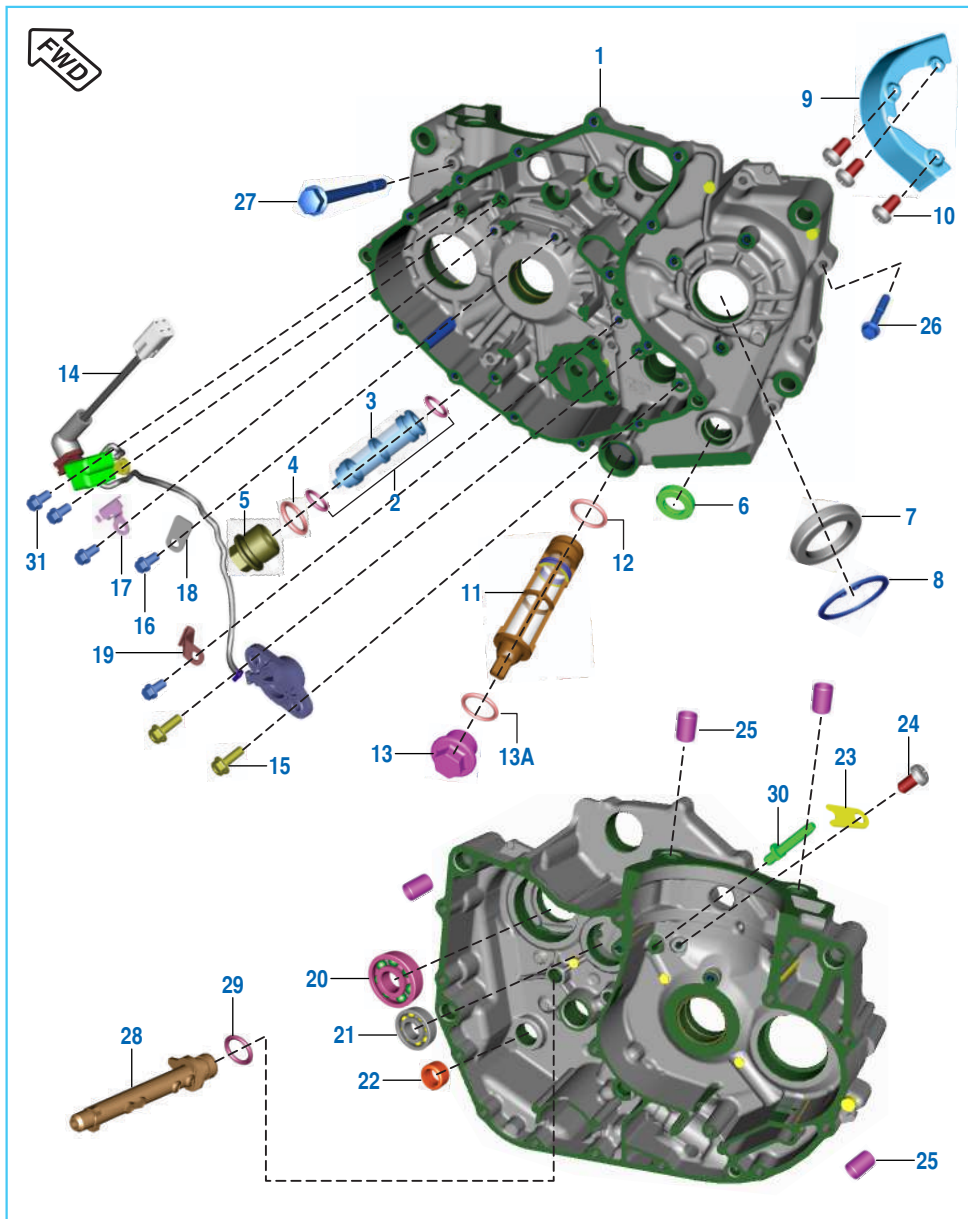
No.	Part No.	Description	Qty.		Remarks
			ABS	NON ABS	
1	36 JF00 52	Kit Assembly Crankcase RH	1	1	Refer Kit List
2	JF 5010 11	Assembly Engine	1	1	Not Illustrated
	JF 5010 15	Engine assembly	1	--	For UG Model
3	39 2185 20	Deep Groove Ball Bearing	1	1	
4	39 2562 20	Needle Roller Bearing	1	1	
5	39 2601 20	Ball Bearing	1	1	
6	39 1864 20	Ball Bearing 20 X 52 X 15	1	1	
7	KP BF63 04	Ball Bearing	1	1	
8	JY 5410 47	Stopper I/P Shaft Bearing	3	3	
9	AA 1014 37	Bolt Flanged	3	3	
10	JG 6010 07	Special Shaft Seal	1	1	
11	JL 6010 10	Water Seal Double Lip	1	1	
12	36 JF00 57	Kit Engine Gasket	1	1	Refer Kit List
13	DP 1011 91	Bolt Shifter	1	1	
14	JG 5710 14	Oil Filter	1	1	
15	JG 5710 16	'O' RING	1	1	
16	JL 5710 01	Cap Oil Filter	1	1	
	56 JF1X 36	Cap oil filter Silk matte blue	1	1	Circular - 2018 - 02
17	KA EW06 16	Flange Bolt	2	2	
18	LA E000 01	Bolt Flanged	1	1	
19	JG 5612 26	Spring Stopper Drum	1	1	
20	39 2005 11	Washer	1	1	
21	JG 5610 09	Stopper Drum Complete	1	1	
22	JG 5612 05	Washer	1	1	
23	JG 5612 04	Bolt Stopper Drum	1	1	

Crankcase LH



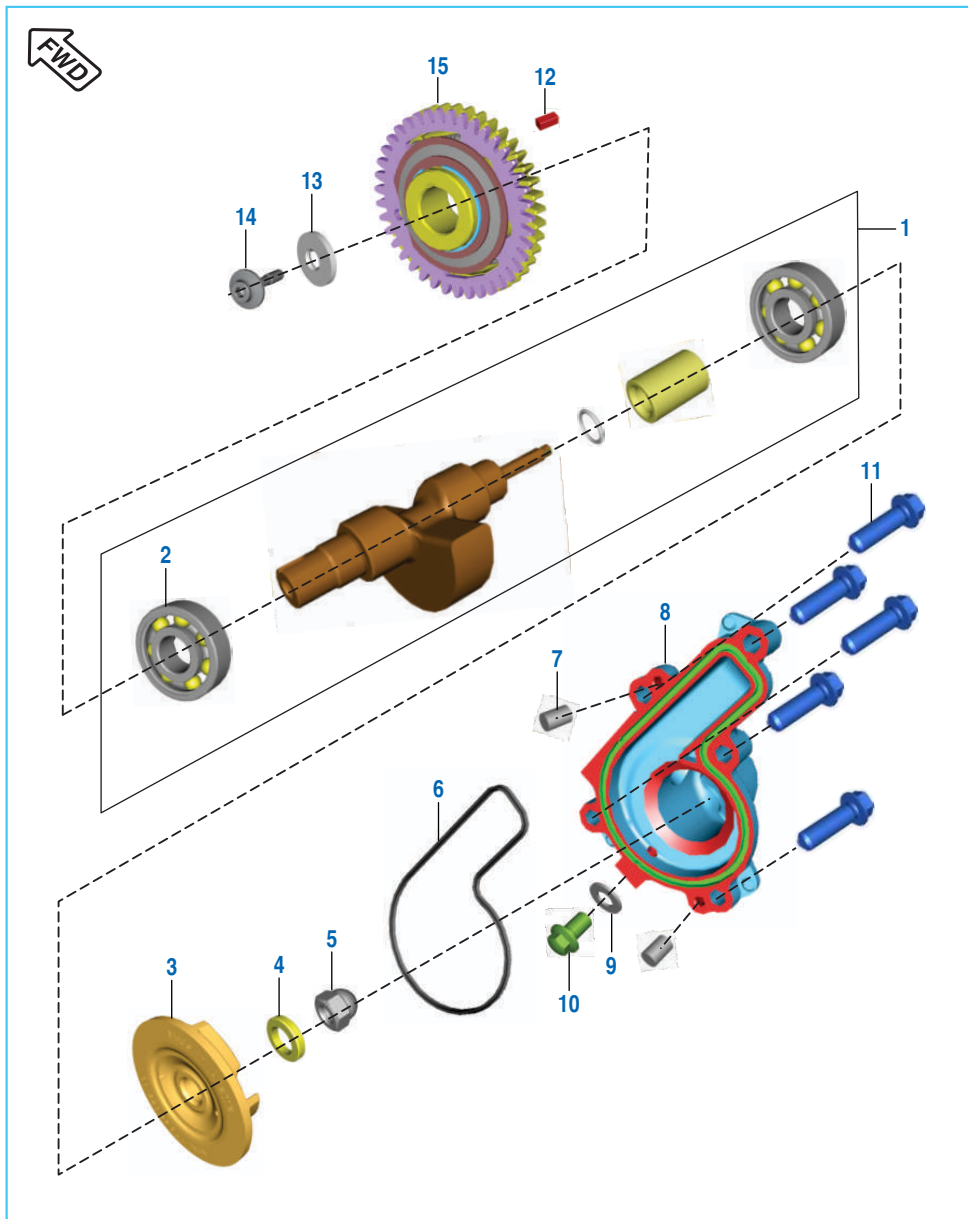
No.	Part No.	Description	Qty.		Remarks
			ABS	NON ABS	
1	36 JF00 51	Kit Assembly Crankcase LH	1	1	Refer Kit List
2	LJ A000 02	'O' Ring	2	2	
3	JY 5710 08	Strainer Evacuation	1	1	
4	LJA00006	'O' Ring	1	1	
5	JY 5710 09	Cap Strainer Evacuation	1	1	
6	39 1043 19	Oil Seal	1	1	
7	JY 5410 58	Oil Seal	1	1	
8	KE BA37 15	Circlip Internal	1	1	
9	JY 5410 31	Chain Guard	1	1	
10	LB B000 07	Screw Pan Cross	3	3	
11	JY 5710 30	Mesh Oil Filter Assembly	1	1	
12	LJ A000 04	'O' Ring	1	1	
13	JA 5410 21	Cap strainer	1	1	
13A	59 2100 23	O - Ring	1	1	
14	DT 3518 00	Neutral Switch + Pick Up Coil	1	1	
	JY 3518 00	Sensor assembly pick up	1	--	For UG Model
15	LA D000 63	Bolt Flanged	2	2	
	JN 1810 33	Bolt flange	2	--	For UG Model
16	AA 1014 37	Bolt M5 x 13	5	5	
17	JY 5410 81	Bracket Harness	1	1	
18	JY 5410 80	Plate Harness	1	1	
19	JY 5410 82	Bracket Harness	1	1	
20	LP B000 03	Bearing Ball	1	1	
21	LP B000 02	Bearing Ball	1	1	

Crankcase LH



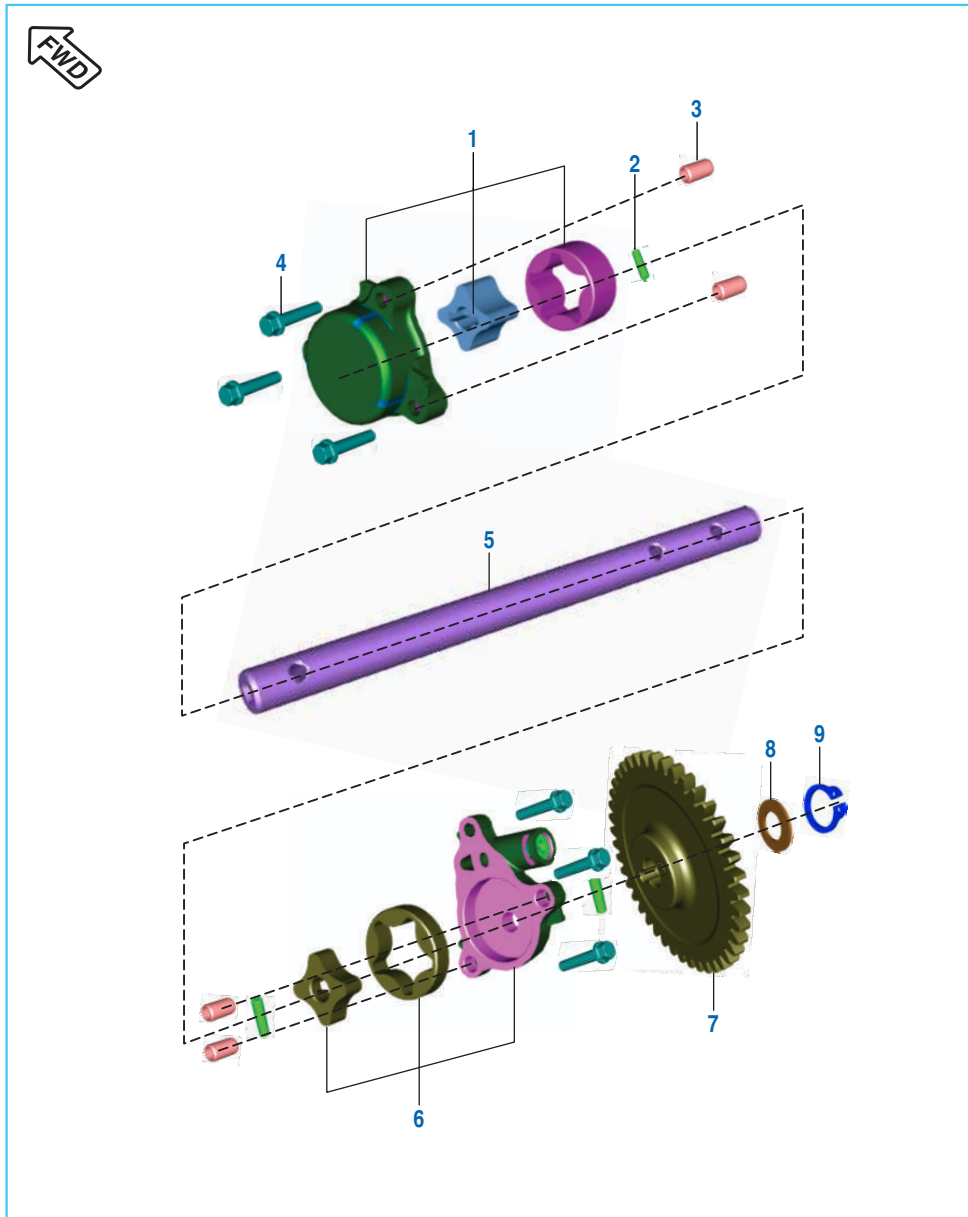
No.	Part No.	Description	Qty.		Remarks
			ABS	NON ABS	
22	39 2562 20	Needle Roller Bearing	1	1	
23	JF 5410 17	Bracket	1	1	
24	LB B000 07	Screw Pan Cross	1	1	
	LB B000 12	Screw pan cross - M6	1	--	For UG Model
25	39 2181 06	Hollow Dowel Pin	4	4	
26	KA EW06 35	Bolt Flange Small	15	15	M6 x 1 x L35 x Bright
27	LA E000 02	Bolt Flanged	5	5	M6 x 1 x 75
28	JY 5710 29	Oil Rail	1	1	
29	LJ A000 02	O Ring	1	1	
30	JF 5410 16	Nozzle	1	1	Not Serviced Separately
31	LA E000 10	Bolt flange - M5	2	2	

Balancer Idler Gear & Water Pump



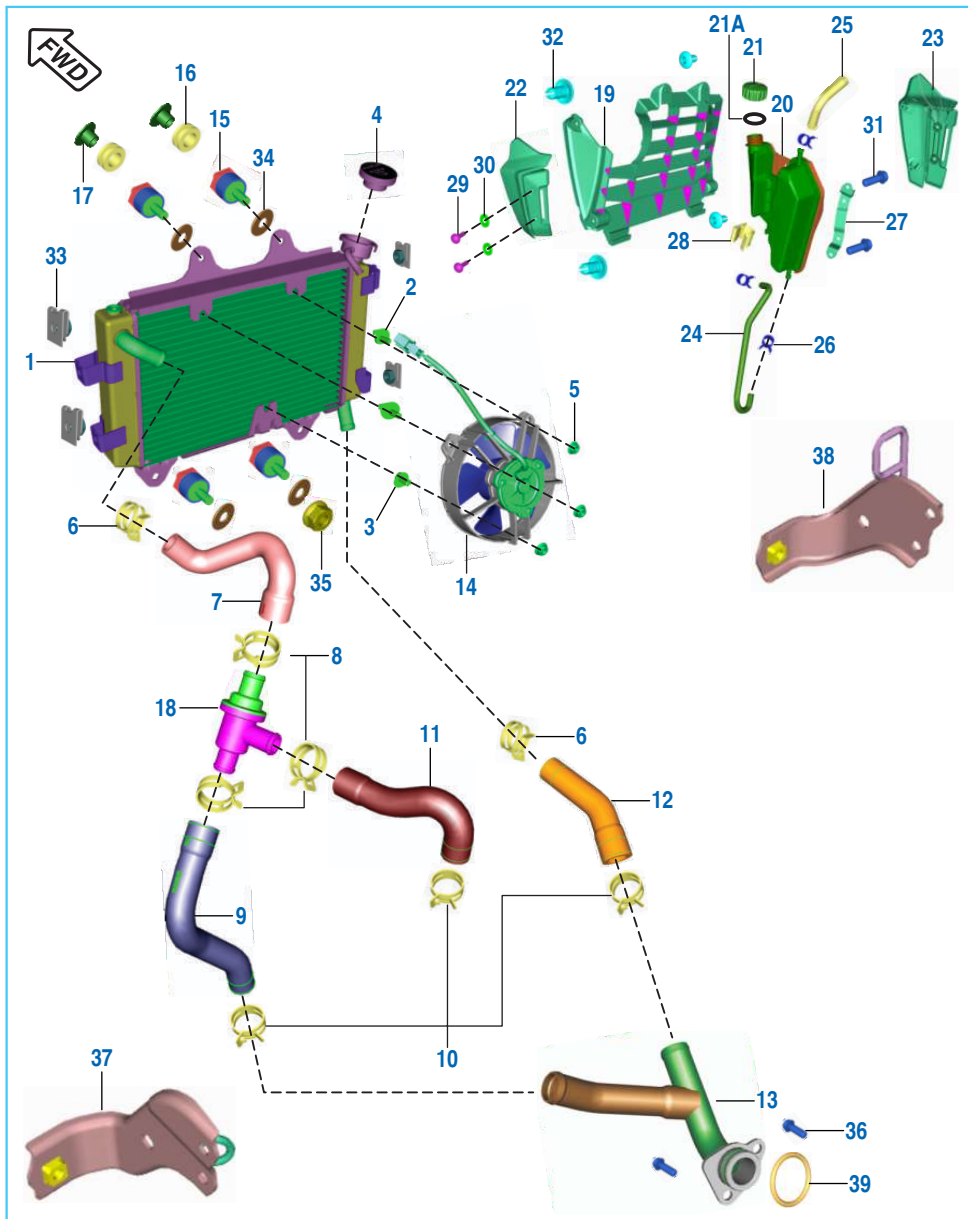
No.	Part No.	Description	Qty.		Remarks
			ABS	NON ABS	
1	DT 5312 00	Body Balancer Assembly	1	1	
	JY 5312 20	Assembly balancer	1	--	For UG Model
2	KP BF63 04	Ball Bearing	2	2	
3	36 JL00 39	Rotor Water Pump	1	1	
4	JG 5312 15	Washer	1	1	
5	JG 6010 05	Domed Nut	1	1	
6	JG 6010 12	'O' Ring	1	1	
7	39 2606 07	Parallel Pin	2	2	
8	JL 6010 05	Cover Water Pump	1	1	
9	39 1665 11	Washer	1	1	
10	LA E000 48	Bolt	1	1	
11	LA E000 56	Bolt	5	5	
	KA EW06 22	Bolt flange small M6	5	5	
12	DS 1011 54	Key	1	1	
13	LD B000 51	Washer	1	1	
14	LA C000 86	Bolt Socket	1	1	
15	JF 5312 13	Scissor Gear Assembly	1	1	

Oil Pump & Evacuation Pump



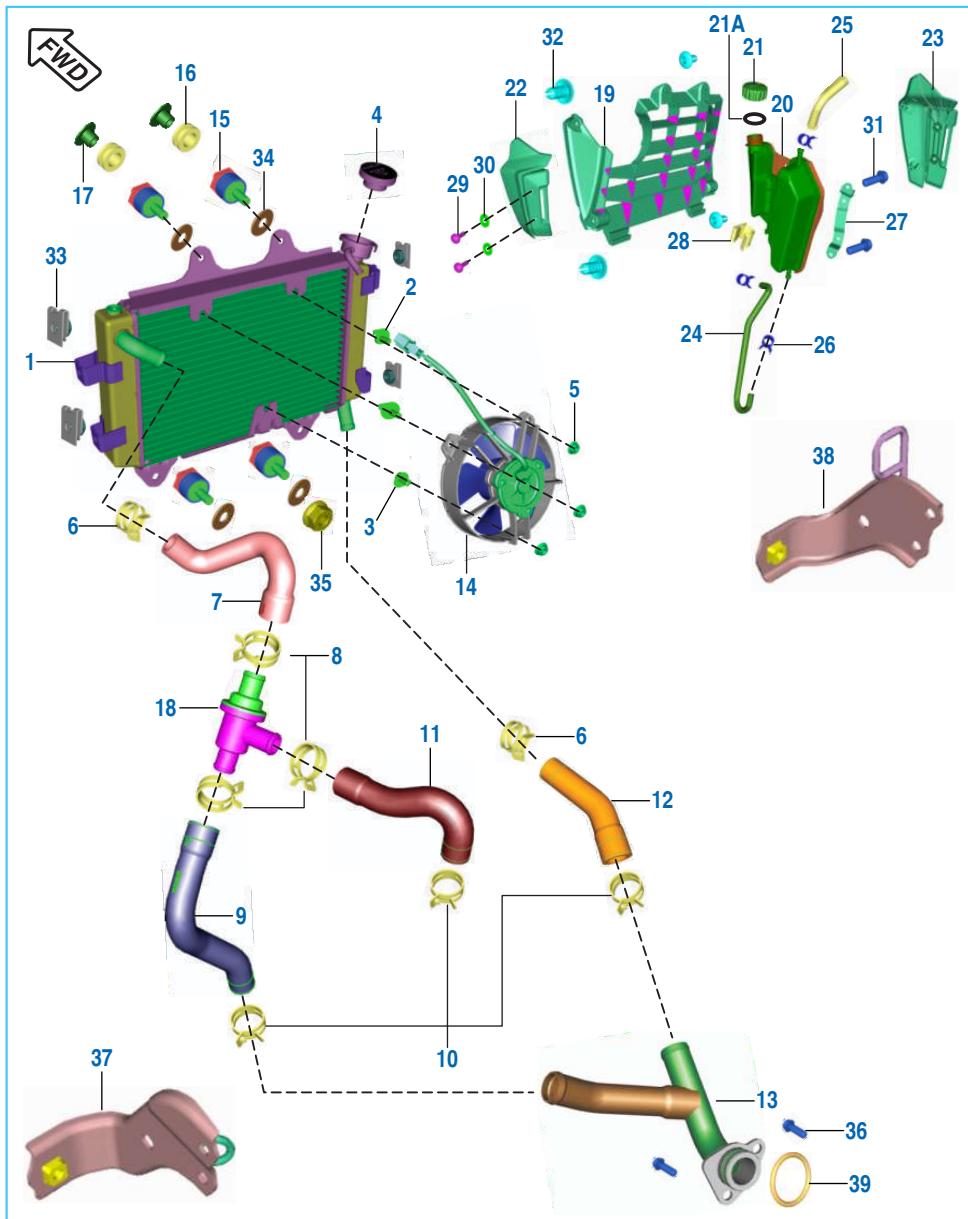
No.	Part No.	Description	Qty.		Remarks
			ABS	NON ABS	
1	JY 5710 15	Evacuation Oil Pump Assly.	1	1	
2	LH D000 01	Pin Parallel	3	3	
3	39 0999 06	Pin Dowel	4	4	
4	LA E000 18	Bolt Flanged M6 Pre Coated	6	6	
5	JY 5710 24	Shaft Oil Pump	1	1	
6	JY 5710 12	Oil Pump Assembly Complete	1	1	
7	JY 5710 23	Gear Oil Pump Drive	1	1	
8	LD A000 17	Washer Plain	1	1	
9	KE AB10 10	Circlip External	1	1	

Cooling System



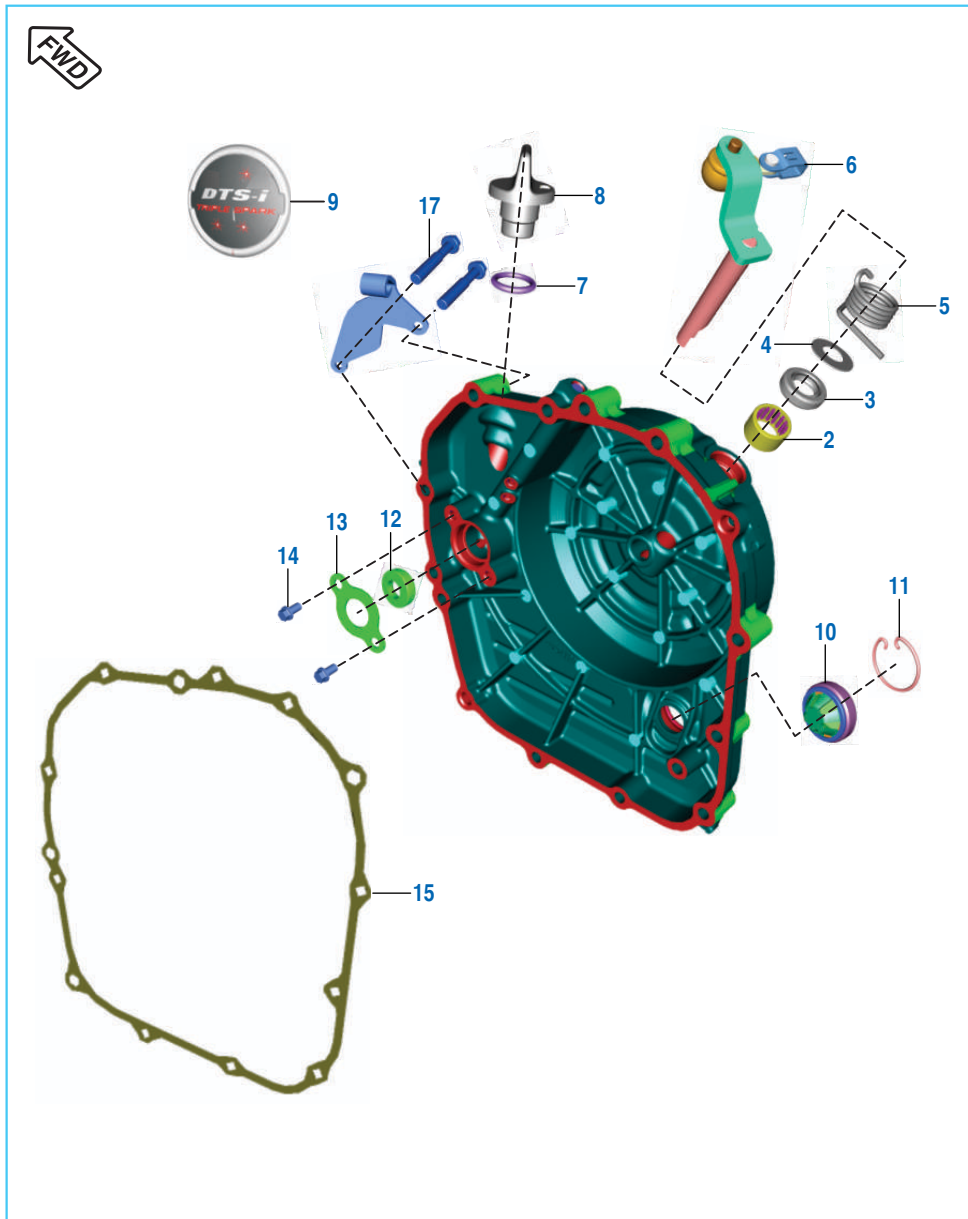
No.	Part No.	Description	Qty.		Remarks
			ABS	NON ABS	
1	JF 6012 05	Radiator Core	1	1	
2	JY 6012 48	Bracket Fan Mounting	2	2	
3	JY 6012 49	Bracket Fan Mounting	1	1	
4	JG 6012 35	Pressure Cap Radiator	1	1	
5	JY 6012 41	Flange Nut	3	3	
6	JG 6012 09	Clamp DIA 24	2	2	
7	JF 6012 03	Hose Thermostat To Radiator	1	1	
8	JG 6012 10	Clamp DIA 28	3	3	
9	DT 6012 18	Hose Coolant	1	1	(Thermostat To T)
10	JG 6010 16	Clamp DIA 26	3	3	
11	JY 6012 15	Hose Engine To Thermostat	1	1	
12	JF 6012 02	Hose Pipe Radiator To T	1	1	
13	DT 6012 19	Pipe Coolant T Assembly	1	1	
14	JG 6012 37	Fan Radiator	1	1	
	JF 6014 00	Fan Radiator	1	1	UG
15	JL 6012 16	Rubber Damper	4	4	Radiator Mounting
16	JL 1812 56	Grommet For Radiator Cowl	2	2	
17	JW 1710 15	Collar Central Spoiler	2	2	
18	JG 6010 14	Thermostat Assembly	1	1	
19	JF 1812 57	Shroud Centre	1	1	
20	JL 6012 35	Tank Expansion	1	1	
21	JG 6012 11	Cap Expansion Tank	1	1	
21A	JG 6012 30	Expansion tank O Ring	1	--	For UG Model

Cooling System



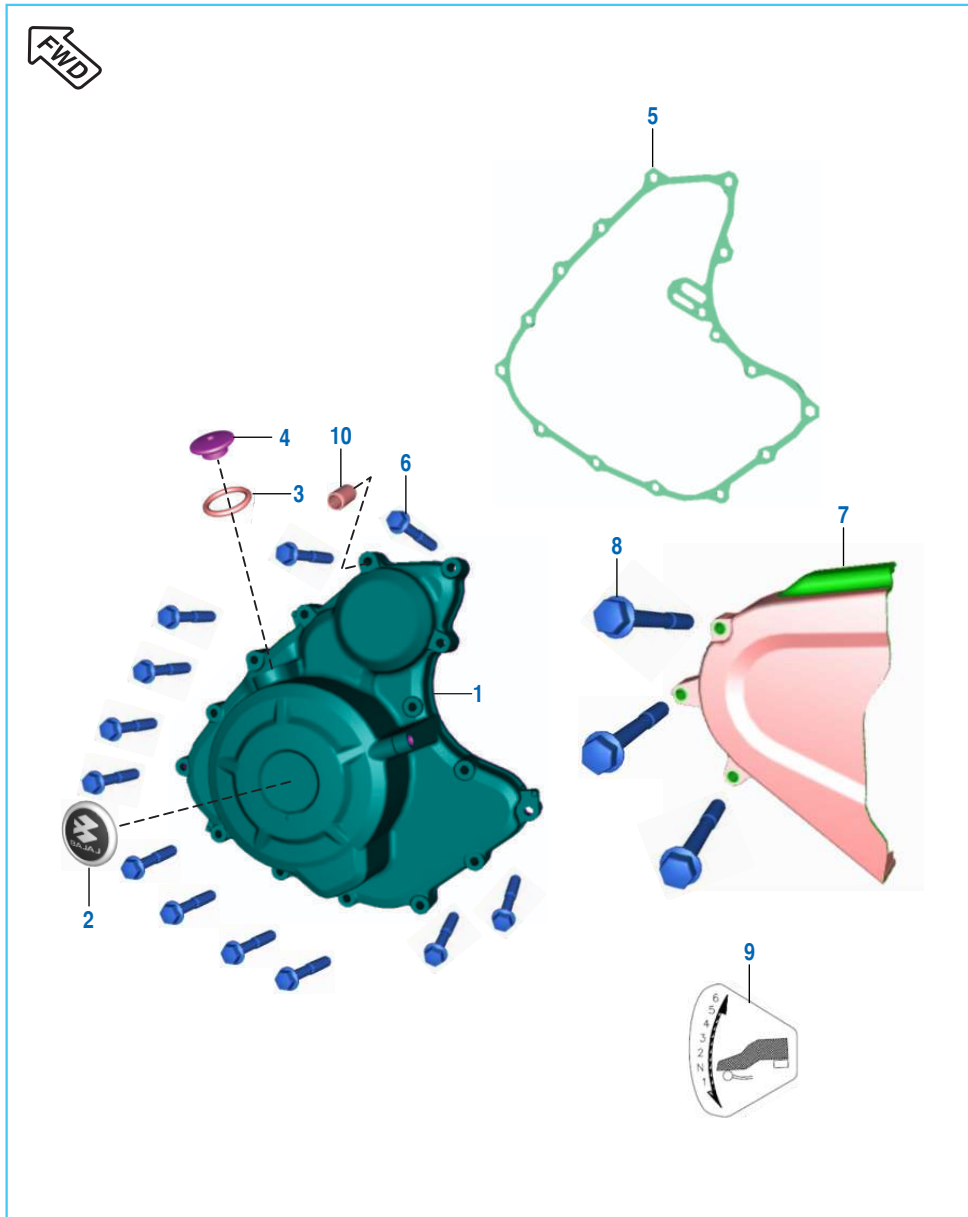
No.	Part No.	Description	Qty.		Remarks
			ABS	NON ABS	
22	56 JF24 6B	Shroud LH Silver	1	1	
	56 JF24 4X	Shroud LH Black	1	1	
23	56 JF25 6B	Shroud RH Silver	1	1	
	56 JF25 4X	Shroud RH Black	1	1	
24	JL 6012 13	Hose Expansion Tank	1	1	
25	JG 6012 13	Tube Drain - Expansion Tank	1	1	
26	JG 1710 29	Spring Band Clip 10 MM	3	3	
27	JF 1812 62	Shroud Mounting Bracket RH	1	1	
28	JL 6012 15	Clamp - Expansion Tank	1	1	
29	LB U000 53	Screw Button Head	4	4	M6x1xL25xBkt.
30	JY 1812 84	Washer Nylon	4	4	
31	LA E000 55	Bolt Flange Small	2	2	M6x1xL16xBRIGHT
32	JG 1812 59	Rivet Snap	4	4	
33	DJ 1810 65	Clip Nut M6	4	4	
34	LD B000 75	Washer	4	4	
35	LC G000 29	NUT - FLANGE - M6 X 1P	4	4	
36	LA E000 49	Bolt Flange	2	2	
37	JF 1138 48	Bracket radiator LH	1	--	For UG Model
38	JF 1138 49	Bracket radiator RH	1	--	For UG Model
39	LJ A000 05	Pipe coolant "T" O - ring	1	--	For UG Model

Cover Clutch



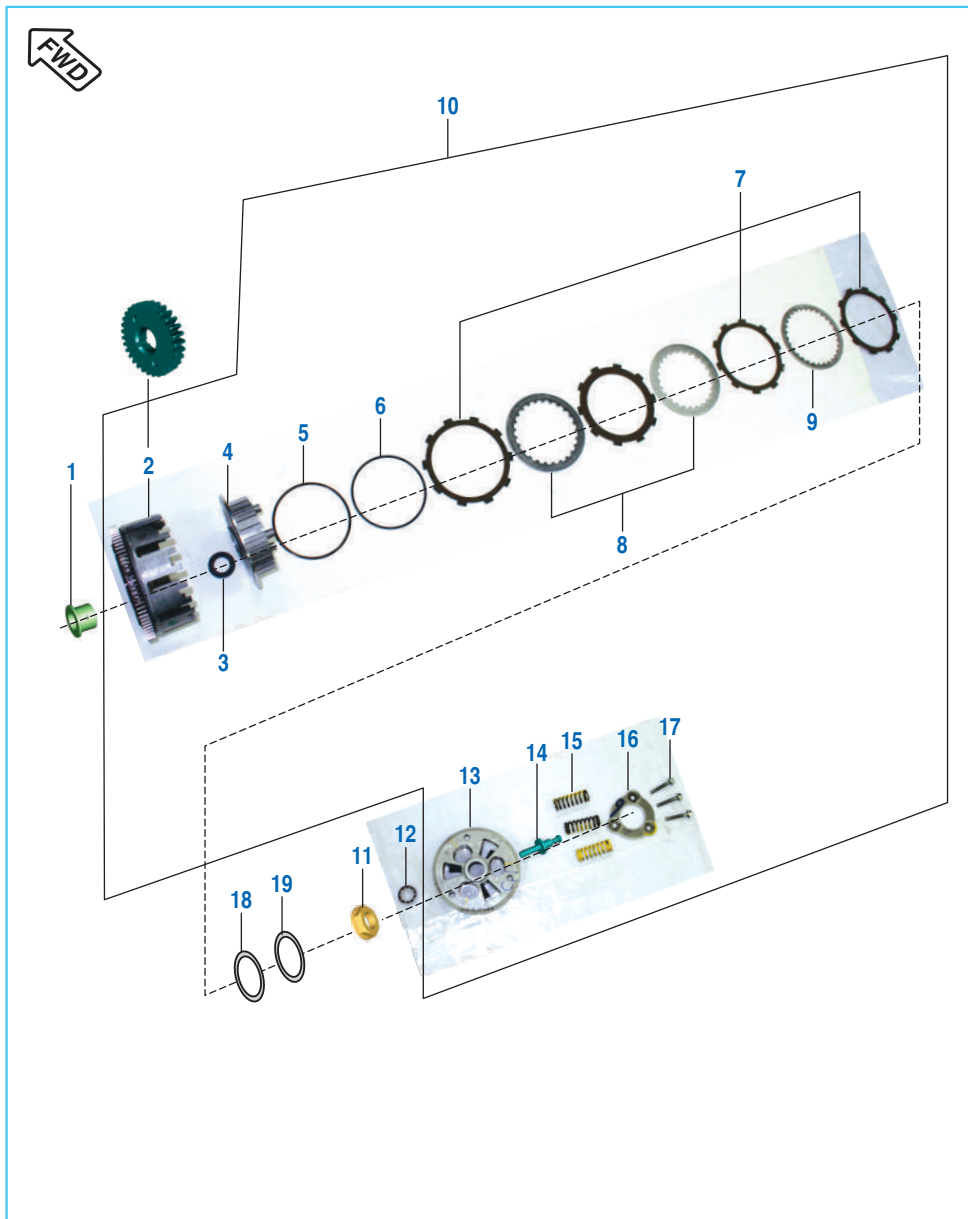
No.	Part No.	Description	Qty.		Remarks
			ABS	NON ABS	
1	DT 5412 04	Assly Clutch Cover With Nozel	1	1	Refer Kit List
	36 JF01 65	Clutch cover with plug	1	1	Circular - 2018 - 02
	36 JF02 02	Kit Clutch Cover Dominar UG	1	-	For UG Model
2	39 1990 20	Needle Bearing	1	1	
3	39 1041 19	Seal Oil	1	1	
4	LD B000 20	Washer	1	1	
5	JF 5412 10	Spring Lever Clutch	1	1	
6	JF 5412 08	Clutch Release Shaft Assembly	1	1	
7	39 1537 21	'O' Ring	1	1	
8	JG 5412 30	Cap Oil Filling	1	1	
9	JL 5412 22	Label Triple Spark	1	1	
	JF 2332 19	Decal cover clutch	1	--	For UG Model
10	JL 5412 27	Window Oil Gauge	1	1	
11	DS 1012 15	Wire Circlip	1	1	
12	39 2016 19	Seal Oil	1	1	
13	JY 5412 20	Plate Position	1	1	
14	AA 1014 37	Bolt Flanged Small	2	2	
15	JY 5412 25	Gasket Clutch Cover	1	1	
16	JF 5412 04	Bracket Clutch Cable	1	1	
17	KA EW06 35	Blot Flanged	12	12	

Cover Magneto



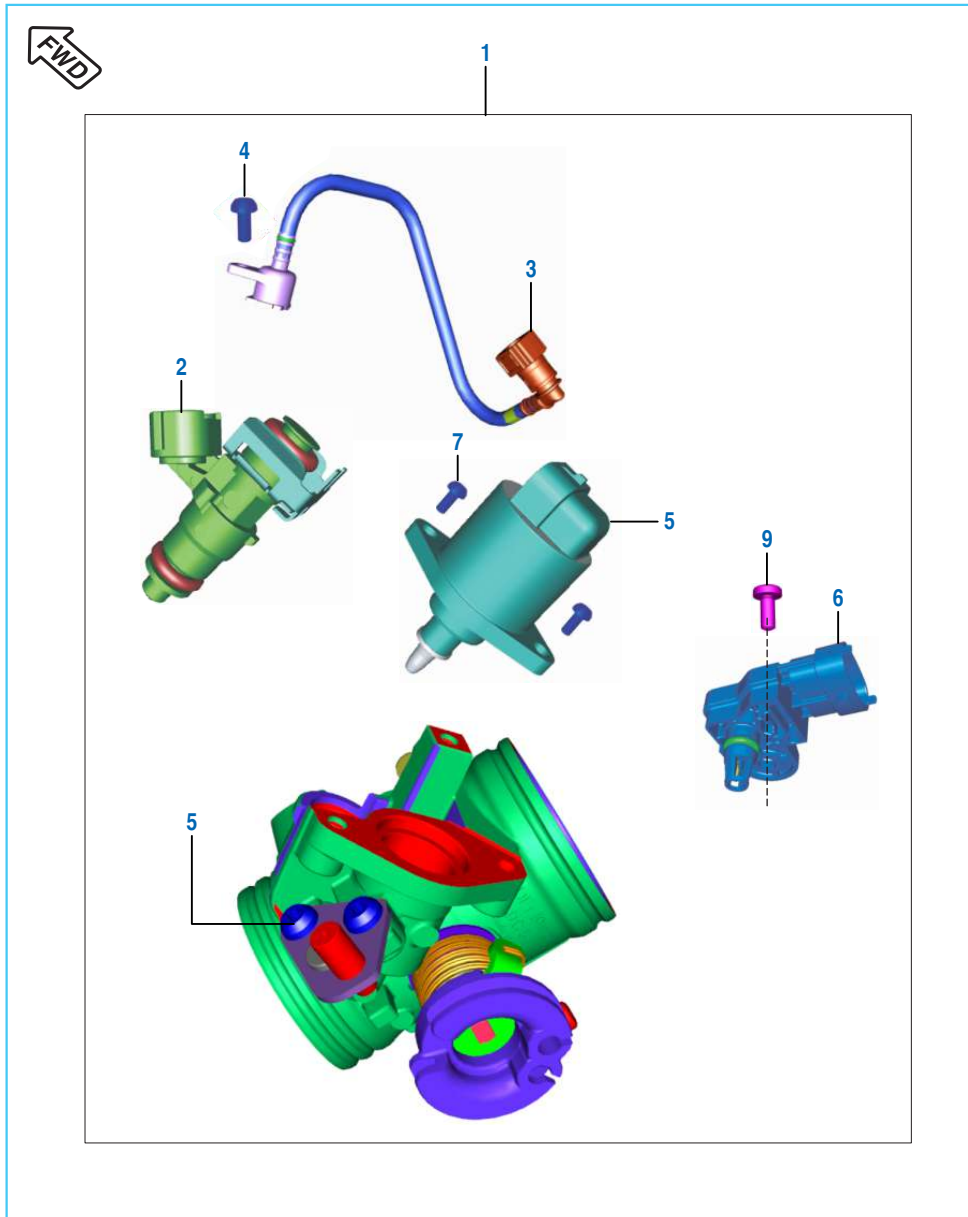
No.	Part No.	Description	Qty.		Remarks
			ABS	NON ABS	
1	DT 5412 03	Magneto Cover Assembly	1	1	
	52 DT06 41	Magneto cover assy complete	1	1	Circular - 2018 - 02
	52 JF12 25	Magneto Cover Assembly	1	-	For UG Model
2	JL 5412 23	Label B - Bajaj	1	1	
	JF 2332 18	Decal cover magneto	1	--	For UG Model
3	30 1011 95	'O' Ring	1	1	
4	JG 5412 32	Cap TDC Finder	1	1	
	JV 5412 07	Cap TDC Finder	1	--	For UG Model
5	JY 5412 76	Gasket Magneto Cover	1	1	
6	KA EW06 35	Bolt Flange	12	12	M6 x 1 x L35 x Bright
7	DT 5412 02	Cover LH RR	1	1	
8	KA EW06 50	Bolt Flange	3	3	M6 x 1 x L50 x Bright
9	JF 2330 36	Label Gear Shift 6 Speed	1	1	
10	39 0999 06	Pin - Hollow Dowel	2	2	

Clutch Assembly



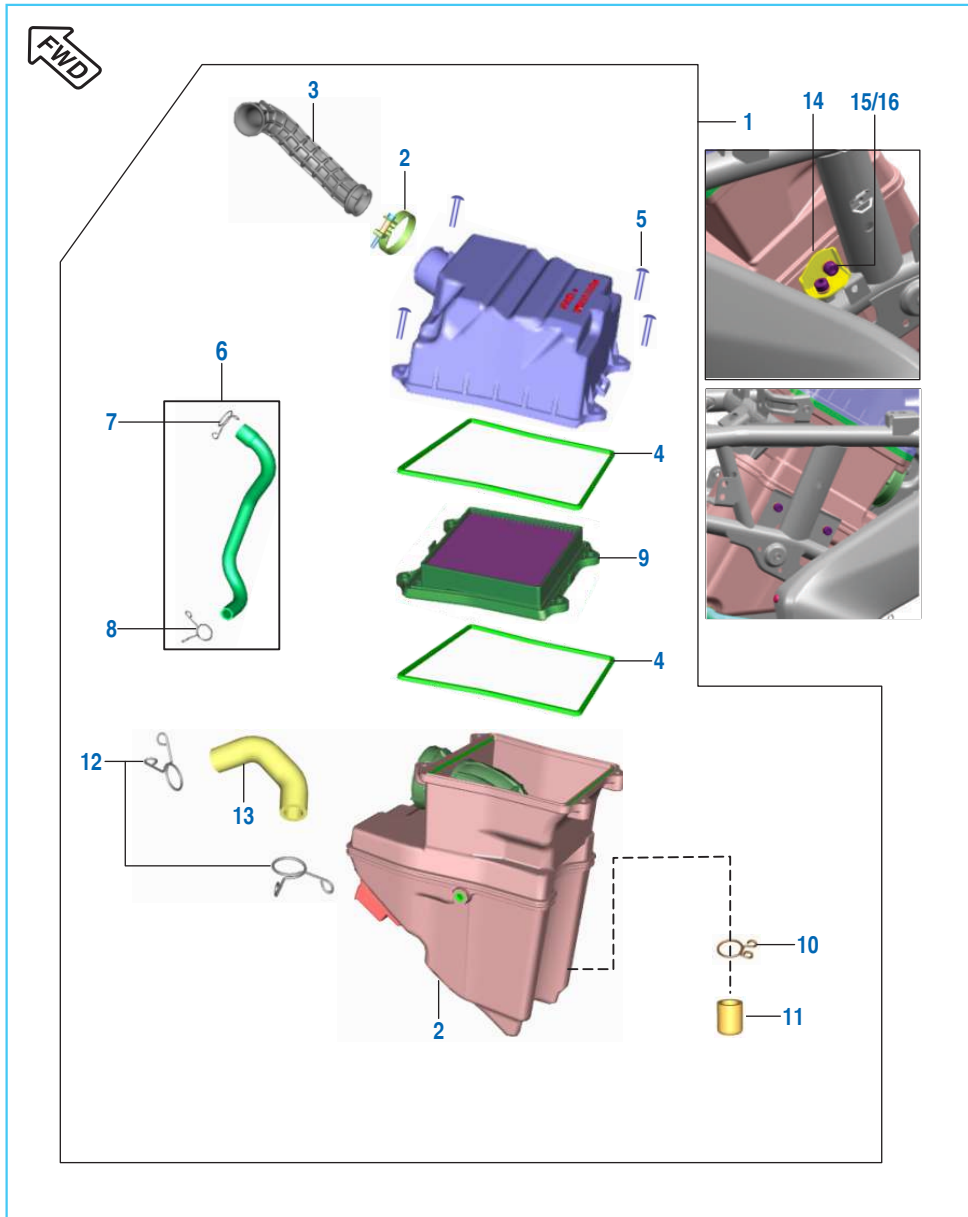
No.	Part No.	Description	Qty.		Remarks
			ABS	NON ABS	
1	JY 5514 01	Bush Collared	1	1	
2	36 JF00 54	Kit Primary Drive & Driven	1	1	Refer Kit List
3	JY 5514 03	Washer Clutch	1	1	
4	JY 5514 35	Clutch Center	1	1	
5	JY 5514 42	Spring Seat Judder	1	1	
6	JY 5514 41	Spring Judder	1	1	
7	36 JY01 03	Kit Friction Plate	1	1	Refer Kit List
	36 JF01 95	Kit friction plate K10UG	1	--	Refer Kit List
8	JY 5514 36	Pressure Plate - A	5	5	
9	JY 5514 37	Pressure Plate - B	1	1	
10	JF 5515 00	Clutch Assembly	1	1	
	JF 5514 19	Clutch Assembly	1	--	For UG Model
11	LC G000 09	Nut Hex Flanged - M16 x 1.5	1	1	
12	LP A000 04	Thrust Bearing	1	1	
13	JY 5514 38	Plate Clutch Pressure	1	1	
14	JY 5514 04	Rod Pull	1	1	
15	JY 5514 39	Spring Clutch	3	3	
	JY 5514 40	Seat spring	3	--	For UG Model
16	JY 5514 43	Plate Stopper	1	1	
17	LA D001 66	Bolt Flanged - M6 x 35	3	3	
18	JY 5510 19	Washer Plain	1	1	
19	DG 1012 75	Washer Special	1	1	

Throttle Body & Sensors



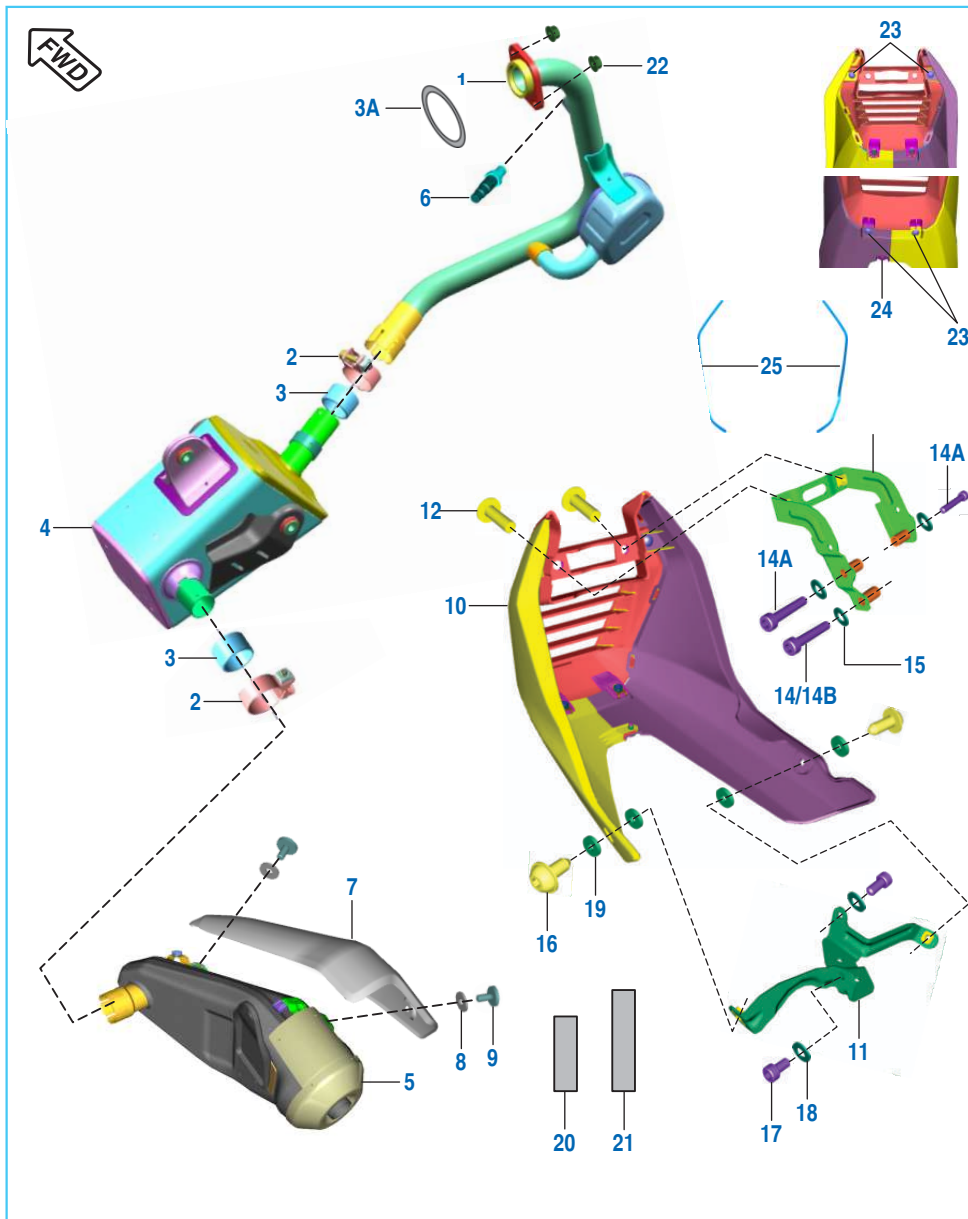
No.	Part No.	Description	Qty.		Remarks
			ABS	NON ABS	
1	JF 6112 03	Throttle Body EVAP	1	1	
2	JY 6110 00	Fuel Injector	1	1	
3	JF 6112 01	Injector Cap & Quick Connector	1	1	
4	JG 5814 24	Fixing Screw M5 x 12	5	5	
5	JG 6112 06	Motor Stepper	1	1	
6	JG 3518 05	Sensor T MAP	1	1	
7	JG 5814 23	Fixing Screw M5x12	2	2	
8	JG 5814 19	Bracket throttle cable	1	--	For UG Model
9	JG 5814 37	Fixing screw - M6 x 14	1	--	For UG Model

Air Cleaner Assembly



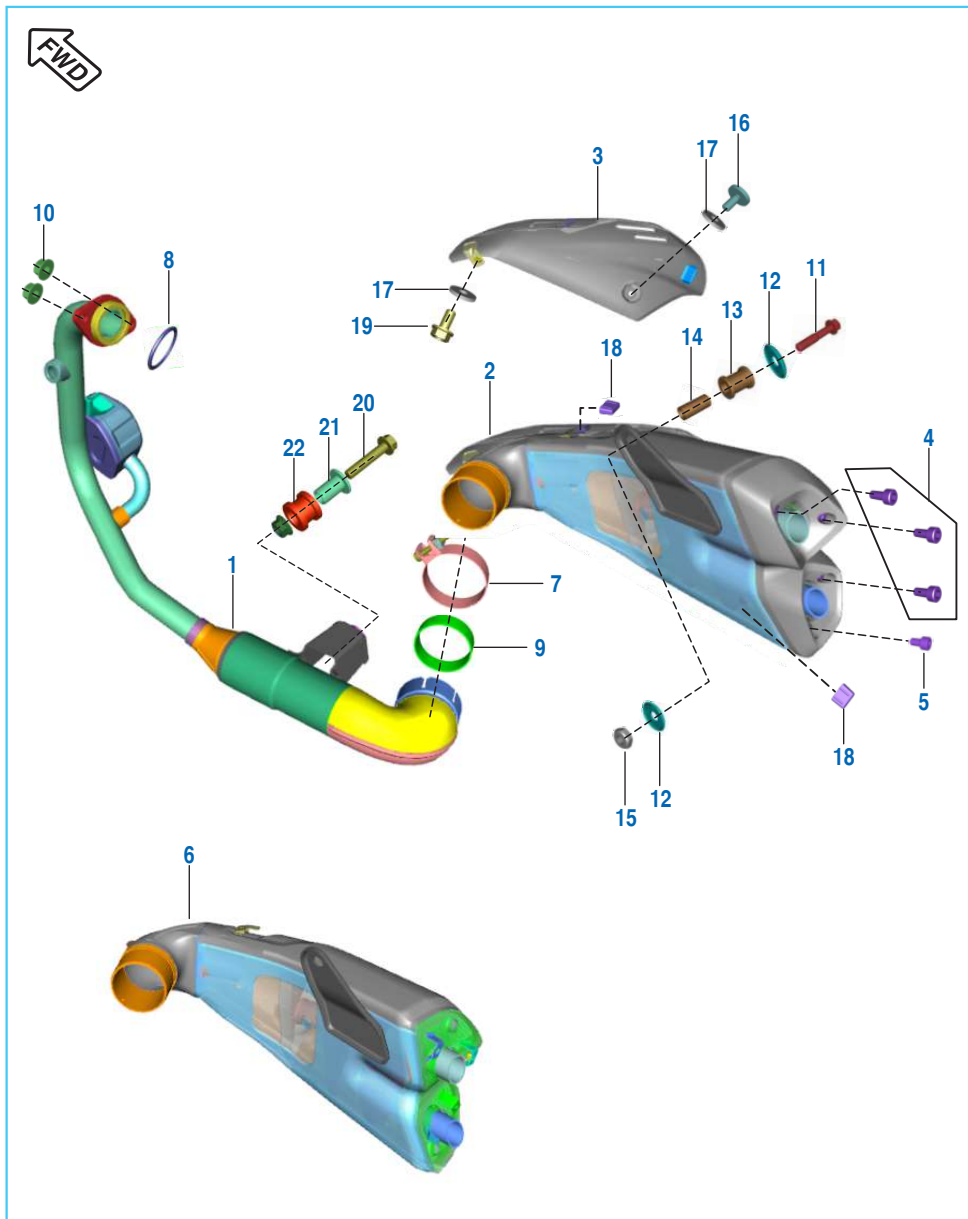
No.	Part No.	Description	Qty.		Remarks
			ABS	NON ABS	
1	DT 5810 79	Assembly Air Filter Complete	1	1	
	JF 5810 29	Filter assembly air	1	--	For UG Model
2	JH 5812 02	Clamp Carb Sleeve Dia 44	1	1	
3	JF 5810 22	Entry Duct	1	1	
4	DT 5810 28	Seal Top Cover	2	2	
5	KB UA06 30	Screw Truss	4	4	
6	DT 5810 72	Assembly Breather Tube	1	1	
	JF 5810 30	Tube asly. breather with clamp	1	--	For UG Model
7	JF 5810 26	Clamp Breather Pipe	1	1	
	JY 5810 16	Clamp	1	--	For UG Model
8	JG 5810 56	Clamp (breather tube)	1	--	
9	36 DT00 83	Kit air fil elemnt & cvr O ring	1	1	
	DT 5810 62	Filter element	1	--	For UG Model
10	JY 5810 28	Clamp (Breather Tube)	1	1	
11	JP 5810 18	Assembly Tube Drain	1	1	
12	JY 5810 28	Clamp	2	2	
13	DT 5810 74	Assly Breather Oil Return Tube	1	1	
14	DT 1138 56	Bracket Filter Mounting	1	1	
15	39 0219 11	Washer Plain	4	4	
	JG 1812 65	Washer	4	--	For UG Model
16	KA CF06 12	Bolt Socket	4	4	

Silencer Assembly & Belly Pan



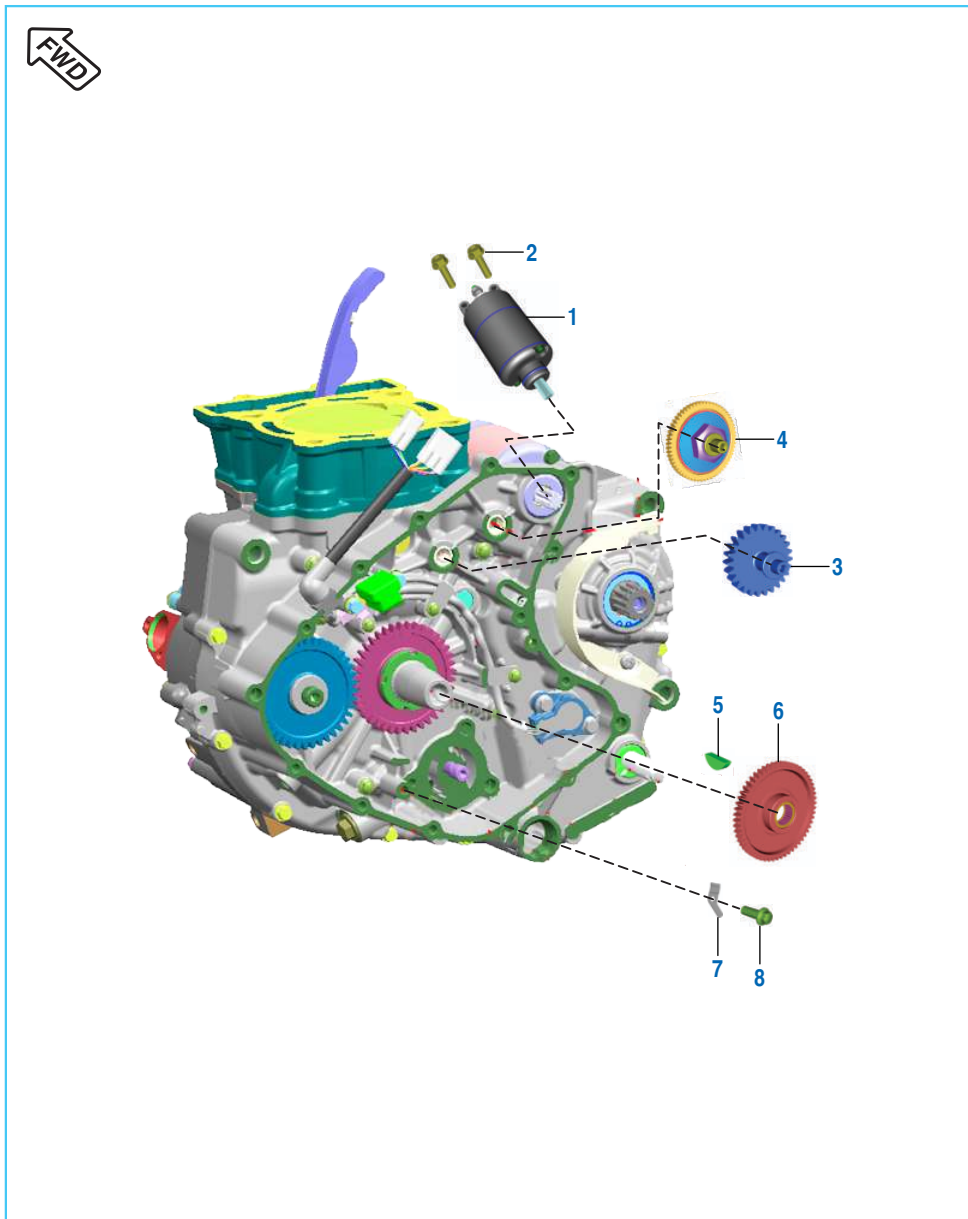
No.	Part No.	Description	Qty.		Remarks
			ABS	NON ABS	
1	JF 5911 16	Pipe A Assembly	1	1	
2	JF 5911 35	Clamp	2	2	
3	JF 5911 34	Gasket	2	2	
3A	JG 5910 70	Gasket	1	1	
4	JF 5910 65	Muffler Assembly Complete	1	1	
5	JF 5911 20	End Chamber Assly. Comp.	1	1	
	YJ F040 03	End chamber without shield	1	1	
6	JG 511010	O2 Sensor	1	1	
7	JF 5910 33	Shield	1	1	
8	LD B000 68	Washer Plain	2	2	
9	LA C000 99	Both Socket - M6	2	2	
10	JF 1813 14	Assembly Belly Pan	1	1	
11	JF 1813 09	Bracket Belly Pan Mtg. Rear	1	1	
12	LA C000 08	Screw Button Head	2	2	M6 x 1 x L20
13	DT 1813 07	Bracket Belly Pan Mounting	1	1	
14	KA CA06 35	Bolt Master KAC	2	2	
14A	KA EW06 35	Bolt flange small	2	--	For UG Model
14B	KA EW06 55	Bolt flange small	1	--	For UG Model
15	39 0198 11	Plain Washer	5	5	
16	LB U000 55	Screw Button Head	2	2	M6 x 1 x L15
17	KA CF06 12	Bolt Socket - M6 x 1 x L12	2	2	
	KA CF06 16	Bolt socket - M6	2	--	For UG Model
18	39 0198 11	Washer Plain	2	2	
	LD B000 19	Washer plain	2	--	For UG Model
19	JY 1812 55	Washer End Cap	4	4	
20	JF 1813 23	Foam Belly Pan 50X10mm	1	1	
21	JF 1813 24	Foam Belly Pan 64X10mm	1	1	
22	LC G000 24	Nut hex flanged - M8	2	2	
23	LB U000 68	Screw truss - M5	4	--	For UG Model
24	BF 1850 19	Clip plastic rivet	1	--	For UG Model
25	JF 1813 29	Foam belly pan	2	--	For UG Model

Silencer Assembly - Dominar 400 Upgrade (UG)



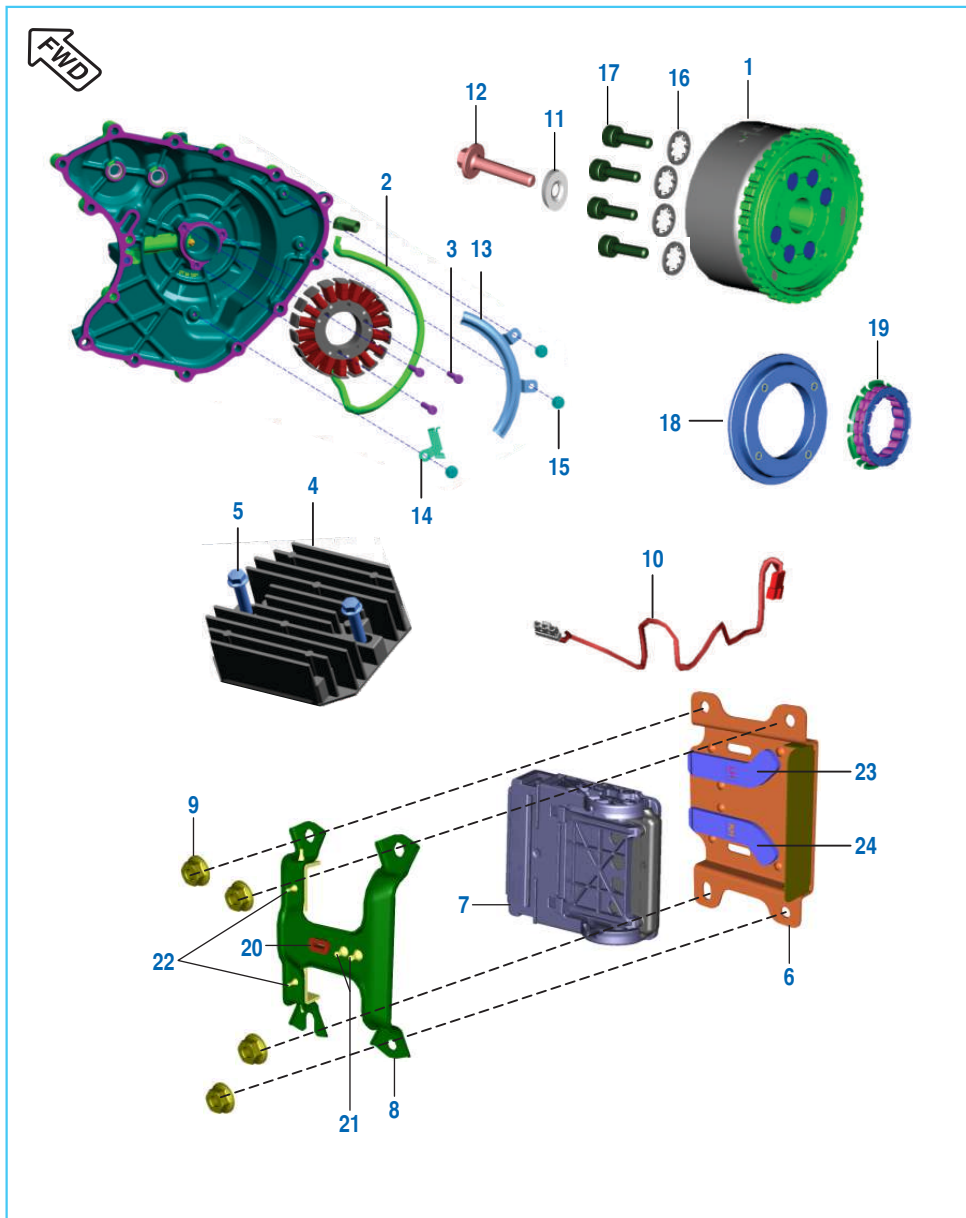
No.	Part No.	Description	Qty.		Remarks
			ABS	NON ABS	
1	JF 5912 13	Pipe assembly complete	1	--	
2	JF 5910 99	Assembly muffler	1	--	
3	JF 5912 22	Shield muffler	1	--	
4	KA CH06 14	Bolt socket M6	3	--	
5	KA CH06 10	Bolt socket M6	1	--	
6	JF 5911 82	Muffler assembly W/O shield	1	--	
7	JP 5910 12	Clamp	1	--	
8	JG 5910 70	Gasket	1	--	
9	JP 5910 42	Gasket muffler primary	1	--	
10	LC G000 24	Nut hex flanged - M8	2	--	
11	KA DW10 50	Bolt flanged - M10	1	--	
12	JF 1510 47	Washer cup	2	--	
13	DH 1611 55	Damper silencer	1	--	
14	DH 1611 57	Tube silencer mounting	1	--	
15	DD 1610 71	U - Nut M10	1	--	
16	LA C000 99	Bolt socket - M6	1	--	
17	LD B000 68	Washer plain	2	--	
18	JY 5913 03	Grommet shield muffler	2	--	
19	KA DA06 12	Bolt flanged	1	--	
20	KA DD08 40	Bolt flanged	1	--	
21	DT 5913 05	Sleeve bottom	1	--	
22	JG 5911 00	Damper silencer mtg. lower	1	--	

Starter Assembly



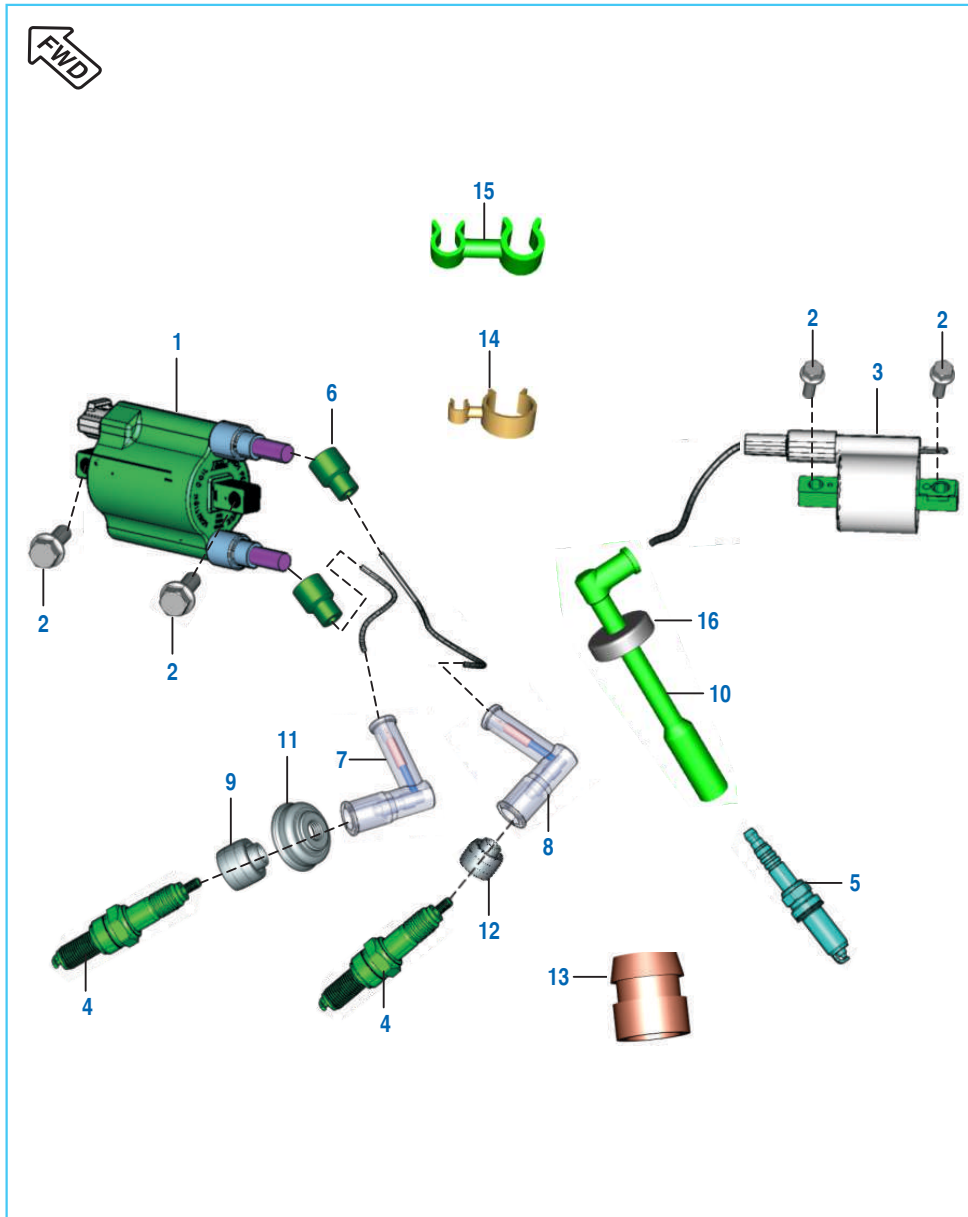
No.	Part No.	Description	Qty.		Remarks
			ABS	NON ABS	
1	JF 3516 00	Starter Motor	1	1	
2	KA DQ06 25	Bolt Flanged	2	2	
3	JY 5512 25	Gear Starter Counter 2	1	1	
4	JY 5512 26	Gear Starter Counter 1 Assy.	1	1	
5	31 1011 73	Key Woodruff	1	1	
6	JY 6214 11	Assembly Gear Starter Clutch	1	1	
7	JY 5410 40	Retainer Gear Starter	1	1	
8	LA E000 42	Bolt Flanged	1	1	

Magneto, Regulator & ECU



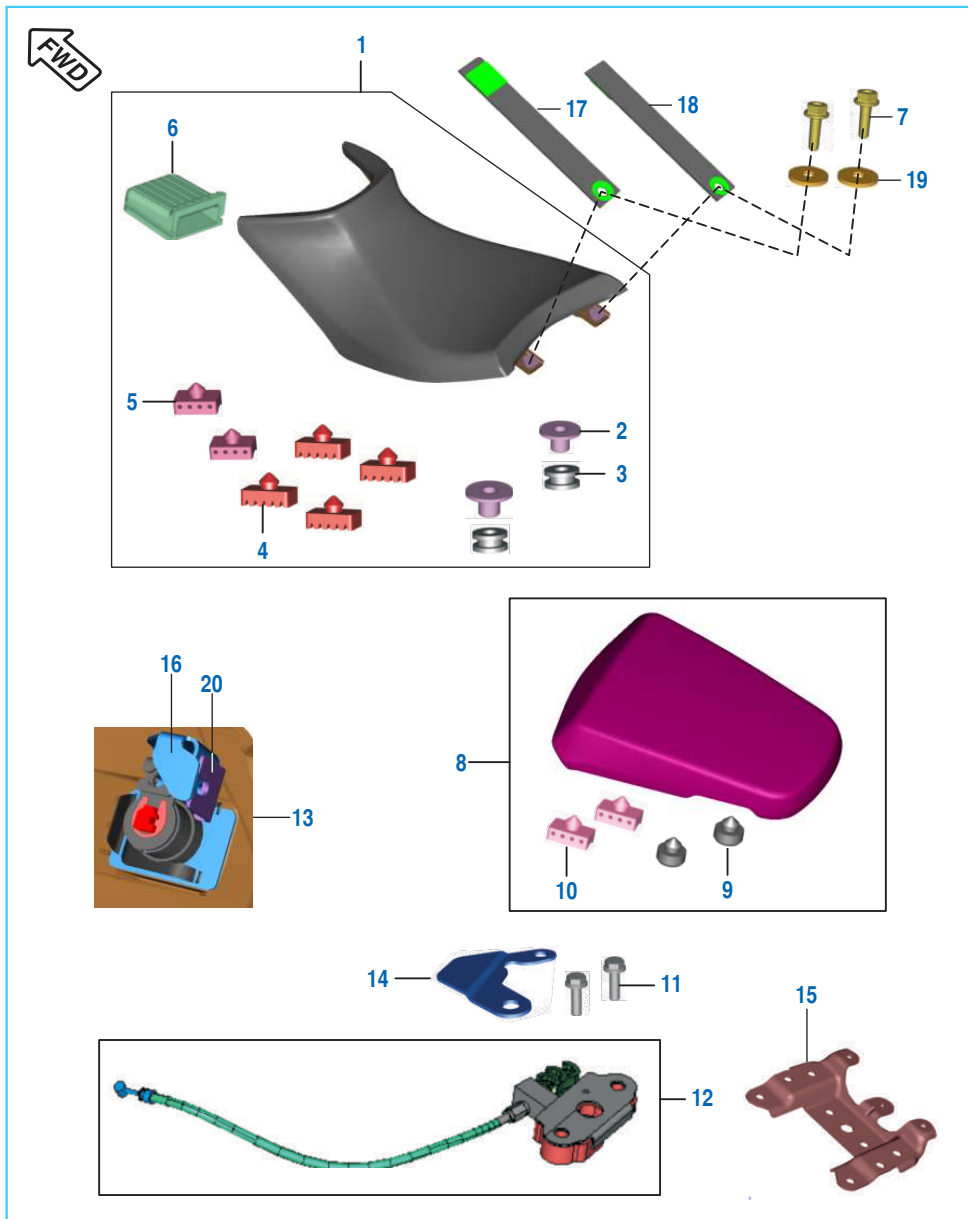
No.	Part No.	Description	Qty.		Remarks
			ABS	NON ABS	
1	JF 3510 13	Rotor Without Clutch & BSC	1	1	
2	JF 3510 11	Stator Assembly	1	1	
	JF 3510 16	Stator Assembly	1	--	For UG Model
3	DK 1012 84	Hex Socket Head Screw	3	3	
4	JF 4020 04	Regulator Assembly	1	1	
5	KA ED06 30	Bolt - Flanged - Small	2	2	
6	52 JF03 28	Sub Asly Bkt. ECU Mtg Lower	1	1	
	JF 1812 82	Bracket ECU lower	1	--	For UG Model
7	JF 3514 05	EPM44 MTB Assembly - K10	1	1	
	JF 3514 04	EPM44 MTB Series for prodn	1	--	For UG Model
8	52 JY06 67	Sub Assly. Bkt. C Sample Top	1	1	
	JY 1138 64	Bracket ECU mtg top C smple	1	--	For UG Model
9	KC GA06 06	Nut Hex Flanged	4	4	
	KC GD06 06	Nut hex flanged	4	--	For UG Model
10	JF 4022 34	Magneto Pigtail to RR	1	1	
11	LD B000 41	Plain Washer	1	1	
12	LA D001 24	Bolt Flange	1	1	
13	JY 5412 22	Plate Harness	1	1	
14	JY 5412 08	Bracket Harness Magneto	1	1	
15	LA E000 16	Bolt	3	3	
16	39 0849 14	Washer	4	4	
	LD F000 01	Washer toothed	4	--	For UG Model
17	LA C001 22	Bolt Socket	4	4	
18	JG 3510 19	Body Starter Clutch	1	1	
	JF 3510 14	Body clutch starter	1	--	For UG Model
19	JY 5514 02	Clutch One Way Assly	1	1	
20	JY 1138 77	Damper ECU Locator	1	--	For UG Model
21	JY 1138 74	Damper ECU C smple mtg top	1	--	For UG Model
22	JY 1710 07	Pad rubber new ECU MY16	2	--	For UG Model
23	JY 1138 72	Pad resting ECU C sample LH	1	--	For UG Model
24	JY 1138 73	Pad resting ECU C sample RH	1	--	For UG Model

H.T. Coils



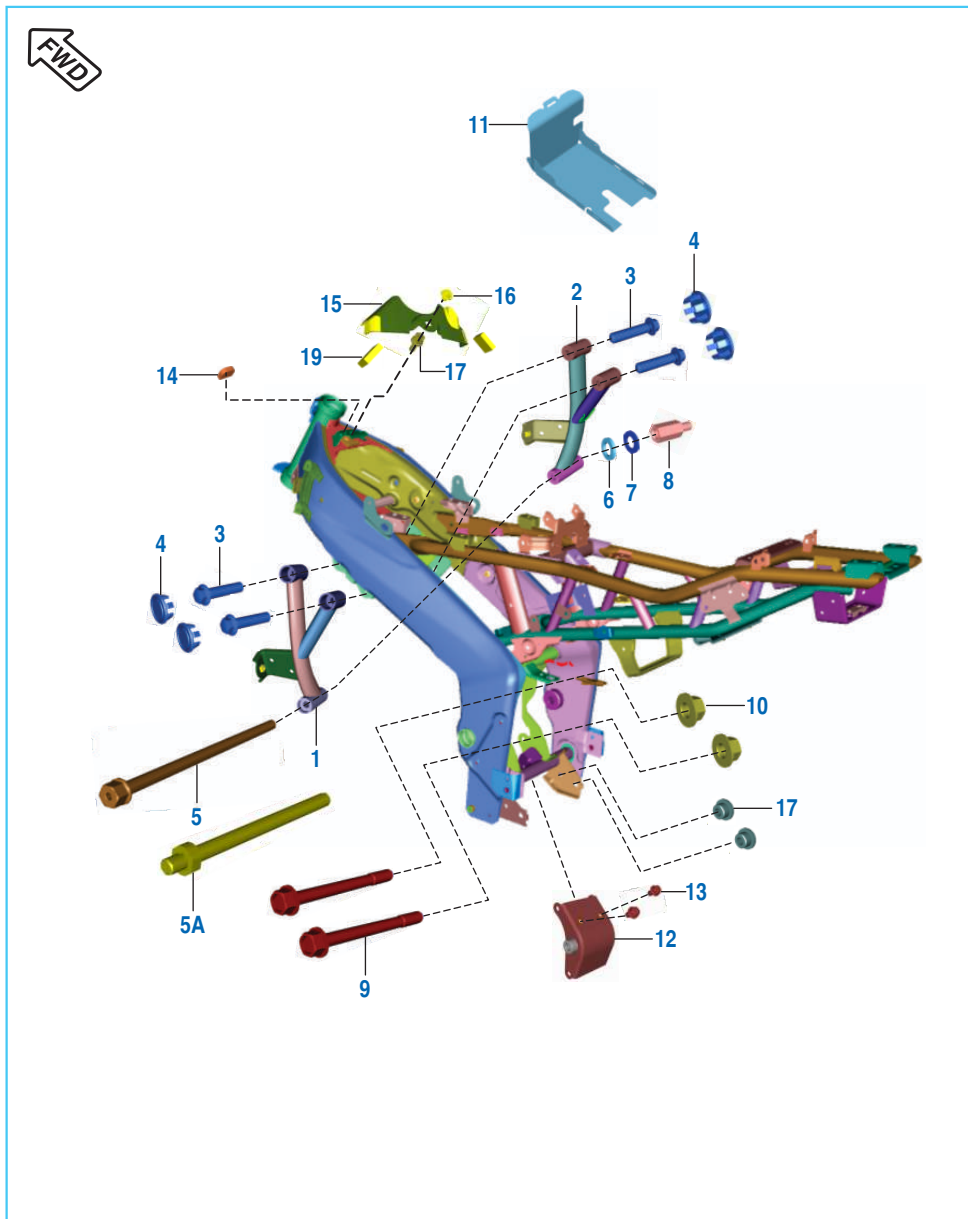
No.	Part No.	Description	Qty.		Remarks
			ABS	NON ABS	
1	JF 3512 10	Ignition Coil-2 with Cable	1	1	Twin Output
	DT 3512 04	Coil HT2 with cap	1	--	For UG Model
2	39 1913 04	Bolt Flange	4	4	
	KA ED06 20	Bolt flanged small	4	--	For UG Model
3	JF 3512 08	Ignition Coil-1 with Cable	1	1	
	DT 3512 02	Coil HT1 with cap	1	--	For UG Model
4	DK 1110 28	Spark Plug RG6HCC	2	2	
5	JL 3512 18	Spark Plug BOSCH central	1	1	
6	DD 1110 12	Grommet For H. T. Cable	2	2	
7	JD 3512 07	Spark Plug Cap	1	1	
8	AN 1110 15	Spark Plug Cap	1	1	
9	DH 1110 13	Grommet - Spark Plug	1	1	
10	JF 3512 12	Spark Plug Cap	1	1	
	JY 3512 00	Cap spark plug	1	--	For UG Model
11	DH 1110 16	Grommet - Sleeve Spark Plug	1	1	
12	DD 1110 11	Grommet - Spark Plug Cap	1	1	
13	JF 3512 06	Grommet Spark Plug	1	1	
14	DT 1138 55	Clamp HT coils	1	--	For UG Model
15	AN 1013 48	Clip - hose - rotatable	1	--	For UG Model
16	JY 3512 03	Grommet spark plug cap	1	--	For UG Model

Seat Assembly & Seat Lock



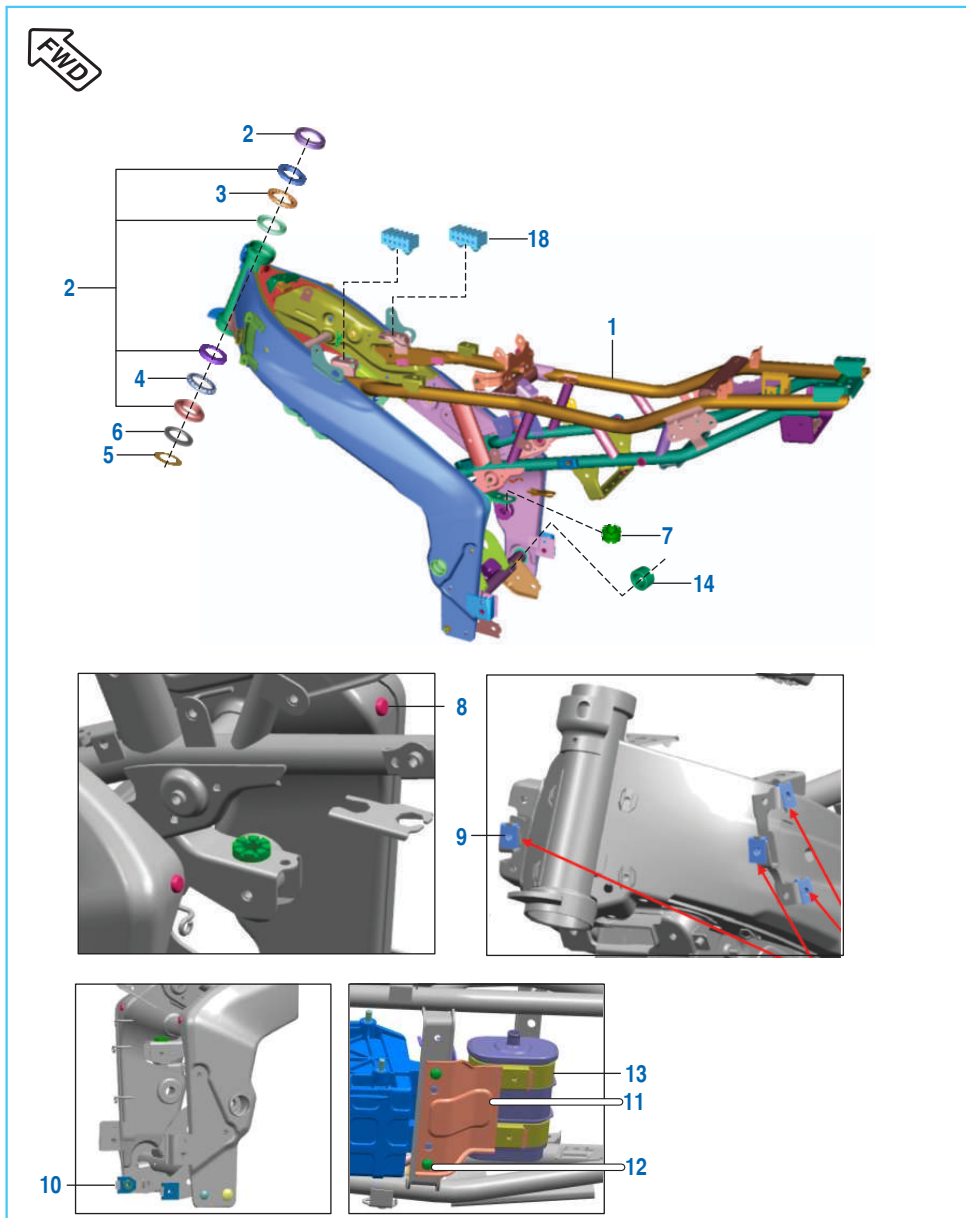
No.	Part No.	Description	Qty.		Remarks
			ABS	NON ABS	
1	JF 1910 09	Seat Assembly Front - K10	1	1	
2	JG 1910 08	Collar - Seat	2	2	
3	FD 2110 06	Grommet Seat	2	2	
	JF 1910 16	Rider Seat Rear Mtg Grommet	2	2	
4	JL 1910 17	Damper For Seat	4	4	
	JF 1910 18	Rider Seat Resting Damper	4	4	
5	JK 1910 05	Damper Seat	2	2	
6	DK 2110 07	Damper Seat Front	1	1	
	JF 1910 17	Rider Seat Front Grommet	1	1	
7	DS 1612 87	Flange Bolt - M6	2	2	
	LA D001 13	Bolt flanged - M6	2	--	For UG Model
8	JF 1910 12	Seat Assembly Rear - K10	1	1	
9	JD 1910 06	Damper Round	2	2	
10	JL 1910 17	Seat Damper Front	2	2	
11	KA DF06 25	Bolt Flange	2	2	
12	DT 2326 05	Seat Lock	1	1	
13	JL 1510 23	Side Lock	1	1	
14	JL 2326 04	Cover Seat Lock	1	1	
15	JF 1138 17	Bracket Seat Lock	1	1	
16	JG 2326 03	Bracket seat lock barrel	1	--	For UG Model
17	JF 2314 13	Strap front LH	1	--	For UG Model
18	JF 2314 14	Strap front RH	1	--	For UG Model
19	LD B000 15	Washer plain	2	--	For UG Model
20	JG 1910 11	Plate seat lock	1	--	For UG Model

Engine Mountings



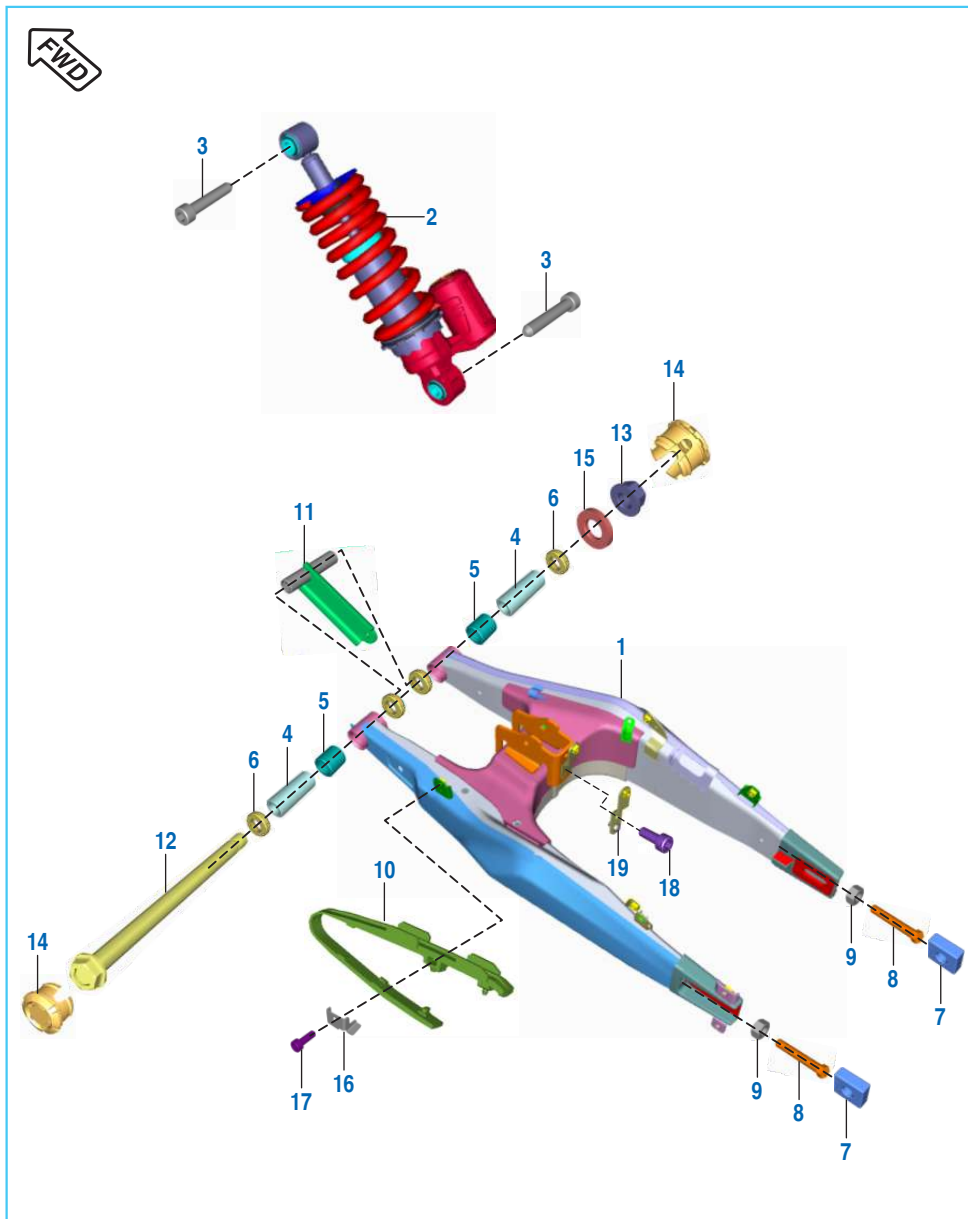
No.	Part No.	Description	Qty.		Remarks
			ABS	NON ABS	
1	JF 1134 14	Engine Hanger LH (Tubular)	1	1	
	56 DT02 33	Stay hanger LH matt black	1	--	For UG Model
2	JF 1134 15	Engine Hanger RH (Tubular)	1	1	
	56 DT03 33	Stay hanger RH matt black	1	--	For UG Model
3	KA EW08 35	Bolt - Flanged Small	4	4	
	LA E000 59	Bolt - Flanged Small	4	4	From 14.07.17
	KA Ed08 20	Bolt flanged small	4	--	For UG Model
4	JF 1138 41	Cap Tube End	4	4	
5	JF 1111 75	Bolt Engine Mounting	1	1	
	LA J000 13	Bolt Engine Mounting	1	1	From 14.07.17
5A	LA J000 20	Bolt stud - M10 X L153	1	--	For UG Model
6	LD C000 01	Washer Leg Guard	1	1	
	KD DB10 18	Washer spring thin	1	--	For UG Model
7	LD A000 12	Washer Plain	1	1	
8	LC A000 14	Nut Leg Guard Mounting	1	1	
	LA A000 51	Bolt - M8 (For LH & RH)	2	--	For UG Model
9	KA DW10 B0	Bolt Flange M10x1.25xL110	2	2	
	LA D000 06	Bolt Flange	2	2	From 14.07.17
10	39 2723 15	Hex Nut / Flange	2	2	
11	DT 1138 27	Cover Seal Heat	1	1	
12	JF 1134 24	Bracket engine middle rear	1	--	For UG Model
13	KA DT08 14	Bolt flange - M8	1	--	For UG Model
14	JF 1813 48	Cap	1	--	For UG Model
15	JF 1813 46	Cover frame front	1	--	For UG Model
16	LA E000 54	Bolt flange - M6	1	--	For UG Model
17	LA D001 91	Bolt flanged - M8	1	--	For UG Model
18	DT 1813 23	Plug 2	2	--	For UG Model
19	JL 1812 60	Foam strip - 18 x 15 x 5	2	--	For UG Model

Frame and Frame Fittings



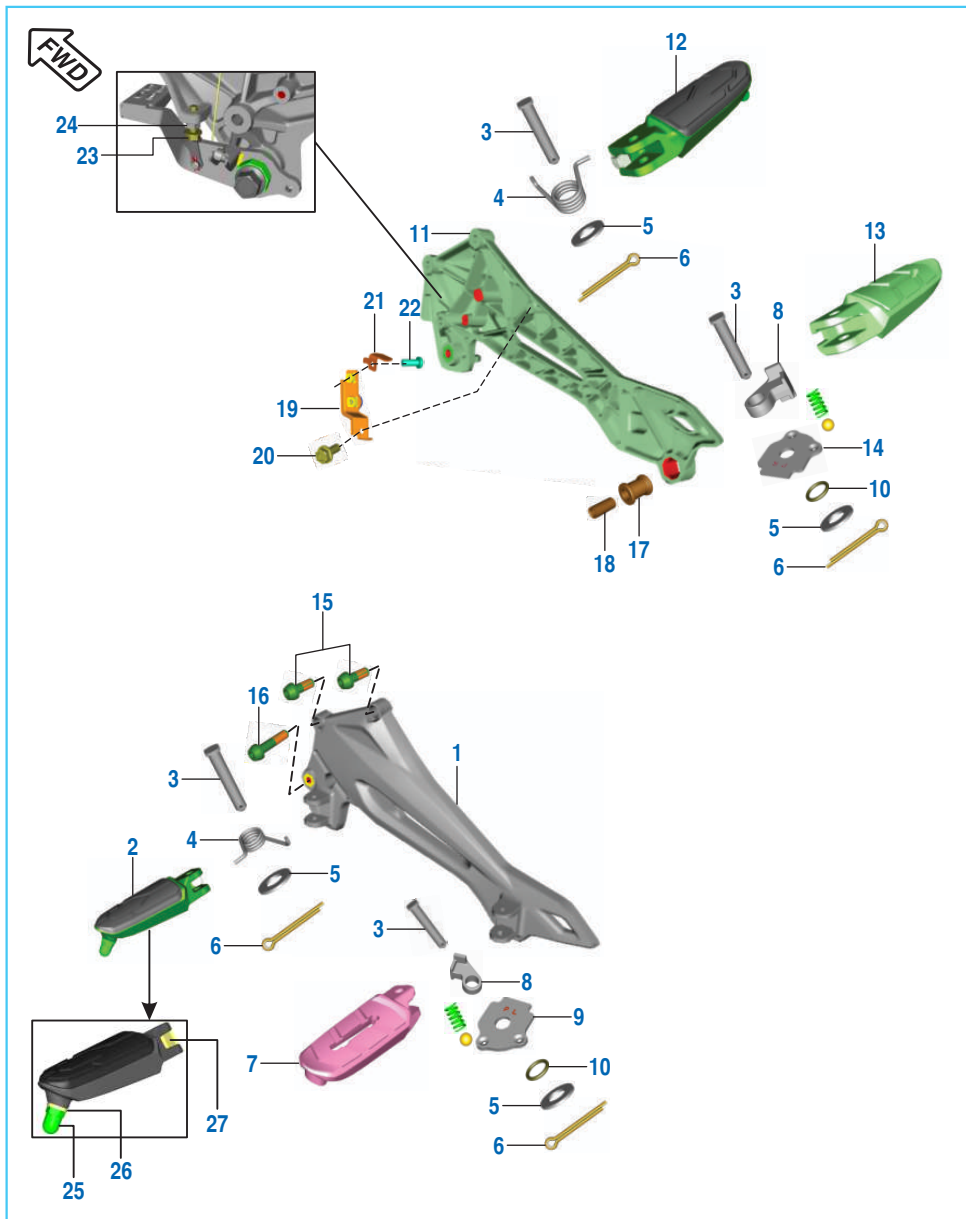
No.	Part No.	Description	Qty.		Remarks
			ABS	NON ABS	
1	DT 1111 34	Frame Assembly Complete	1	1	Without Bearing Race
	56 DT09 Y9	Frame Sprint matt black	1	1	Circular - 2018 - 02
	JF 1111 92	Frame assembly	1	--	For UG Model
2	36 DV00 08	Kit Steering Cone	1	1	Refer Kit List
3	DK 1810 50	Cage Bearing Steering Top	1	1	
4	DK 1810 51	Cage Bearing Steering Bottom	1	1	
5	DG 1810 03	Washer	1	1	
6	DG 1810 04	Seal Oil	1	1	
7	JL 1138 09	Grommet Air Filter Resting	1	1	
8	JF 1111 79	Grommet Frame	2	2	
9	JL 1810 27	Clip Nut	4	4	
10	JF 1138 28	Clip Nut	2	2	
11	JF 1138 21	Bracket Canister Mounting	1	1	
12	KA EA06 10	Bolt Flanged	2	2	
13	JZ 1710 55	Strap Canister	2	2	
14	JF 1134 22	Spacer	1	--	For UG Model
15	DK 1810 76	Cup steering	1	--	For UG Model
16	DS 1611 66	Frame tape II	3	--	For UG Model (N.I.)
17	DJ 1612 90	Chassis no. protection tape	1	--	For UG Model (N.I.)
18	DS 2110 04	Damper seat I	2	--	For UG Model

Swing Arm & Rear Shock Absorber



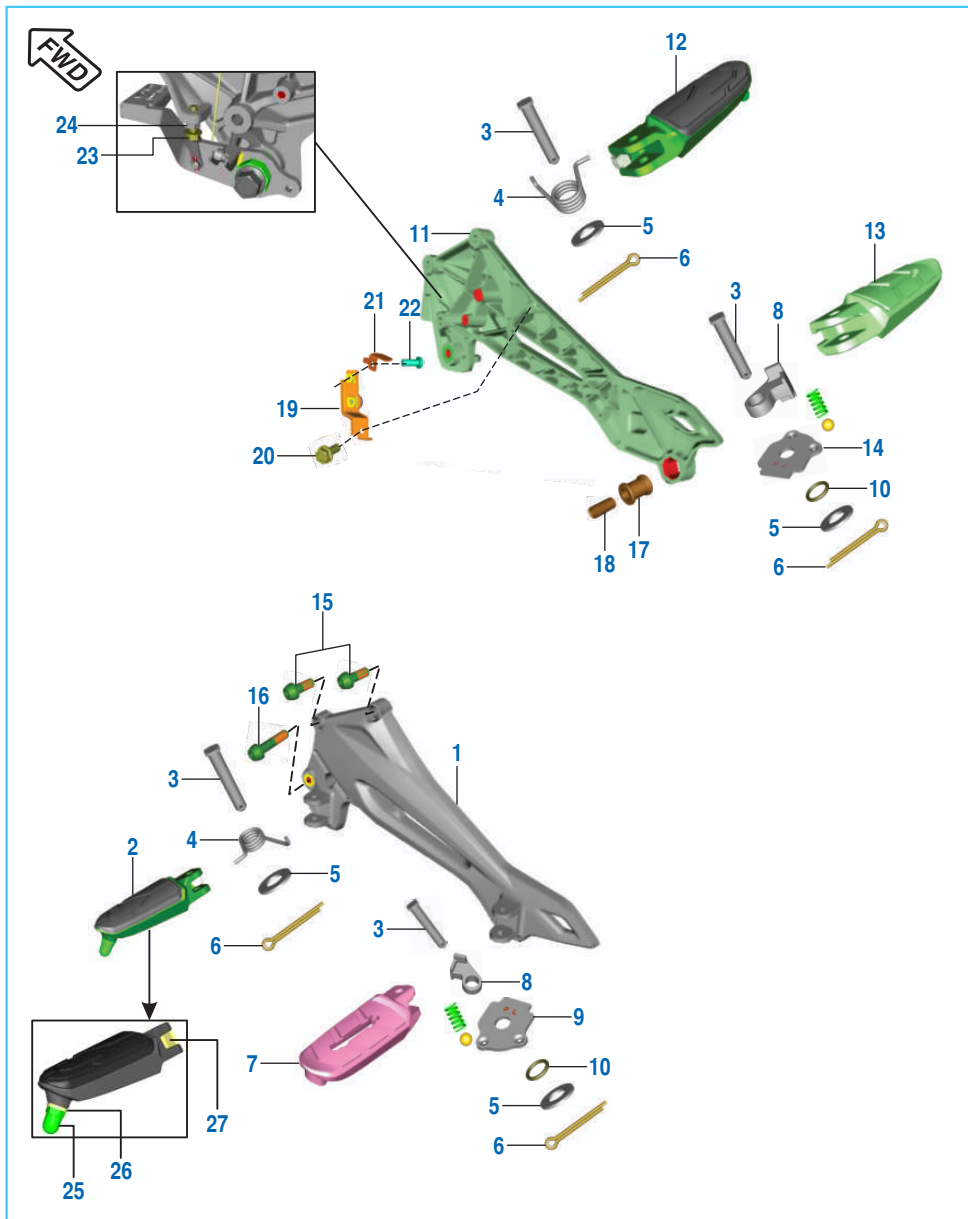
No.	Part No.	Description	Qty.		Remarks
			ABS	NON ABS	
1	DT 1220 17	Swing Arm Assembly	1	1	
	56 DT28 Y9	Swing arm Sprint matt black	1	1	Circular - 2018 - 02
2	JF 1220 13	Shock Absorber Mono	1	1	
	JF 1220 69	Shock absorber rear	1	--	For UG Model
3	LA C001 05	Bolt Socket M10 x 1.25 x L55	2	2	
4	DG 1710 16	Sleeve	2	2	
	DK 1710 06	Sleeve for swing arm	2	--	For UG Model
5	DG 1710 18	Bearing - Needle	2	2	
6	DG 1710 19	Seal - Oil	4	4	
7	JF 1220 49	Adjuster Chain	2	2	
8	JF 1220 15	Stud Chain Adjuster	2	2	
9	KC AM08 06	Nut Hex Thick	2	2	M8 x 1.25 x HT.6.5
10	JF 1220 16	Slider Chain	1	1	
11	JF 1220 48	Spacer Swing Arm Central	1	1	
12	JL 1220 26	Shaft Swing Arm Assembly	1	1	
	LA D001 08	Axle - M14	1	--	For UG Model
13	39 1053 15	Nut	1	1	
14	DT 1138 48	Cap Swing Arm Pivot	2	2	
15	JF 1134 23	Washer	1	--	For UG Model
16	JF 1220 90	Bracket slider chain	1	--	For UG Model
17	LA C001 15	Bolt socket - M6	1	--	For UG Model
18	KA CA06 16	Bolt master KAC	1	--	For UG Model
19	JF 1220 28	bracket chain cover middle	1	--	For UG Model

Pillion Foot Rest



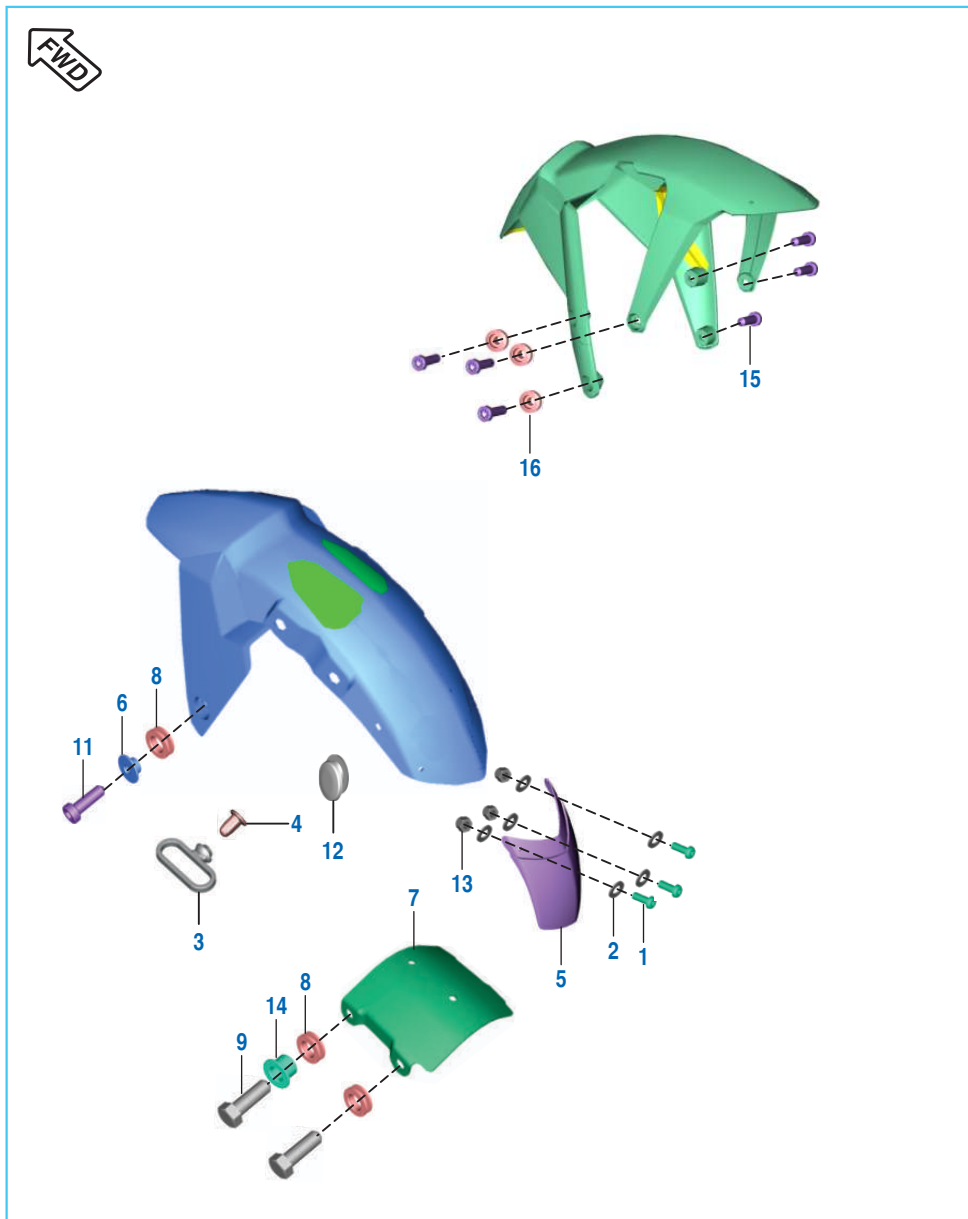
No.	Part No.	Description	Qty.		Remarks
			ABS	NON ABS	
1	JF 1130 03	Holder Step LH	1	1	
	56 JF3X 1Y	Holder Step LH Slate Gray	1	1	
	56 DT3X Y9	Step holder LH Sprnt matt blk	1	1	Circular - 2018 - 02
	56 JF3X Y9	Step holder LH Sprt Matt blk	1	--	For UG Model
2	JL 1130 00	Step Assembly Main LH	1	1	
	56 JF3S 1Y	Rider Step Lh K10 Slate Grey	1	1	
	56 DT3S Y9	Step rider LH sprint matte blk	1	--	For UG Model
3	LH E000 03	Pin Clevis With Hole	4	4	
4	JF 1130 12	Spring Torsion	2	2	
5	KD AA08 16	Washer Plain Small	4	4	
6	KH AA25 20	Pin Cotter	4	4	
7	JL 1130 14	Step Pillion Assy Complete LH	1	1	
	56 JF18 1Y	Step Pillion LH Slate Grey	1	1	
	56 DT4J Y9	Step pill assly LH Spr matt blk	1	1	Circular - 2018 - 02
8	JL 1130 36	Rubber Pillion Step	2	2	
9	DT 1130 14	Lock Plate LH	1	1	
10	30 1410 31	Ring O	2	2	
11	JF 1130 15	Step Holder RH	1	1	
	56 JF3Y 1Y	Holder Step Rh Grey Slate	1	1	
	56 DT3Y Y9	Step holder RH Sprnt matt blk	1	1	Circular - 2018 - 02
	56 JF3Y Y9	Step holder RH Sprt Matt blk	1	--	For UG Model
12	JL 1130 07	Step Assembly Main RH	1	1	
	56 JF3T 1Y	Rider Step Rh Slate Grey	1	1	
	56 DT3T Y9	Step rider RH sprint matte blk	1	--	For UG Model

Pillion Foot Rest



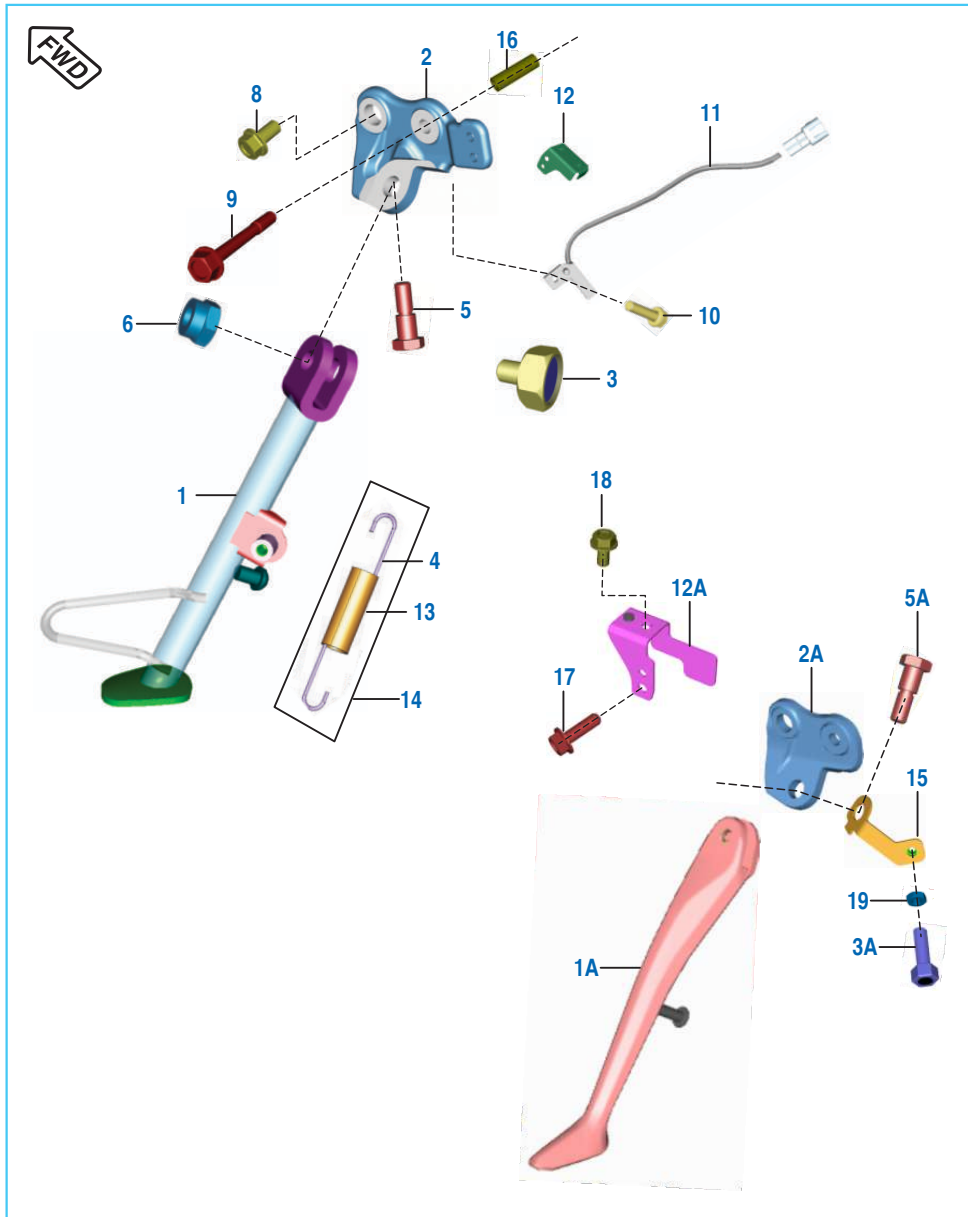
No.	Part No.	Description	Qty.		Remarks
			ABS	NON ABS	
13	JL 1130 16	Step Pillion Assy Complete RH	1	1	
	56 JF19 1Y	Step Pillion RH Slate Grey	1	1	
	56 DT4K Y9	Step pill. asly RH Spr matt blk	1	1	Circular - 2018 - 02
14	DT 1130 15	Lock Plate RH	1	1	
15	LA C000 78	Bolt Socket - M8x1.25xL20	4	4	
16	LA C000 79	Bolt Socket - M8x1.25xL35	2	2	
17	DH 1611 55	Damper Silencer	1	1	
18	DH 1611 57	Tube Silencer	1	1	
19	JF 1130 14	Bracket Reservoir Mounting	1	1	
	JF 1130 36	Bracket reservoir	1	1	For UG Model
20	KA DM06 16	Bolt Flanged	1	1	
	KA DD06 16	Bolt Flanged	1	1	From 10.08.17
	LA D000 85	Bolt M6 x 1	1	--	For UG Model
21	JL 1318 78	Bracket Reservoir Cap	1	1	
22	KB BA05 12	Screw Pan Cross	1	1	
23	KA DD06 20	Bolt flanged	1	--	For UG Model
24	KC AD06 05	Nut hex thick	1	--	For UG Model
25	JL 1130 35	Bolt - M6	2	--	For UG Model
26	LD A000 13	Washer plain Dia 6.4	2	--	For UG Model
27	DV 1610 50	Stopper step	2	--	For UG Model

Front Fender



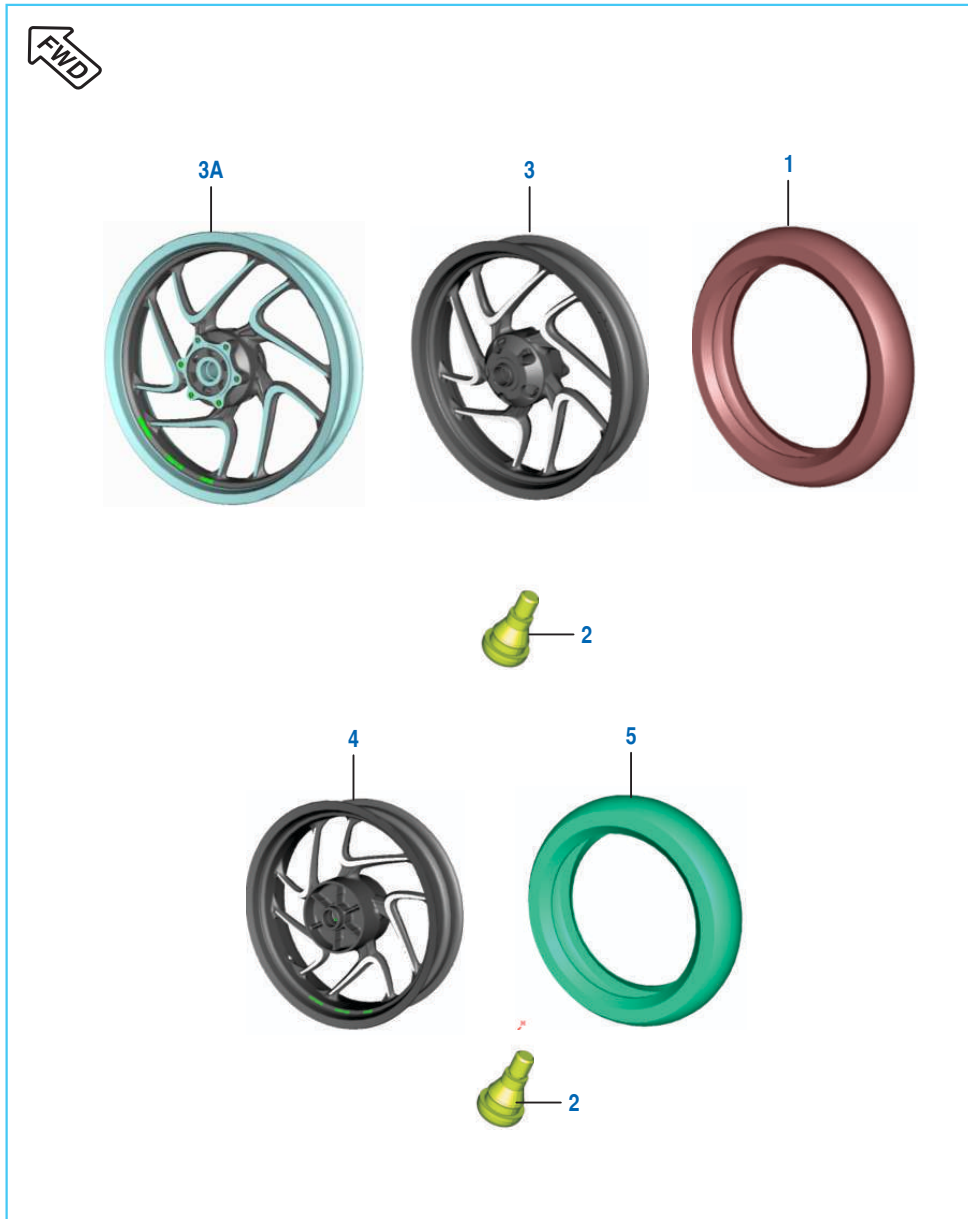
No.	Part No.	Description	Qty.		Remarks
			ABS	NON ABS	
1	LB B000 15	Screw Pan Cross	3	3	
2	KD AE05 10	Washer Plain Small	6	6	
3	DS 1611 25	Guide - Cable	--	1	
4	DJ 1610 69	Nail Cable Guide	--	1	
5	JF 1814 34	Flap Fender Front	1	1	
	JF 1814 23	Flap fender front	1	--	For UG Model
6	JF 1814 33	Sleeve Fender Mounting	2	2	
7	JF 1814 29	Fender Brace	1	1	
8	DJ 1610 91	Grommet Front Fender	6	6	
9	KA AC08 25	Bolt - KAA ST-C Dia - 08 L-25	4	4	
11	LA C001 08	Bolt - Hexagon Socket M6	2	2	
12	DT 1814 33	Plug Front Fender	1	-	
13	39 0326 15	Nut Nyloc	3	3	
14	JF 1814 32	Sleeve Brace Fender	4	4	
15	LA C000 71	Bolt socket - M6	6	--	For UG Model
16	JF 1814 73	Collar	6	--	For UG Model

Side Stand Assembly



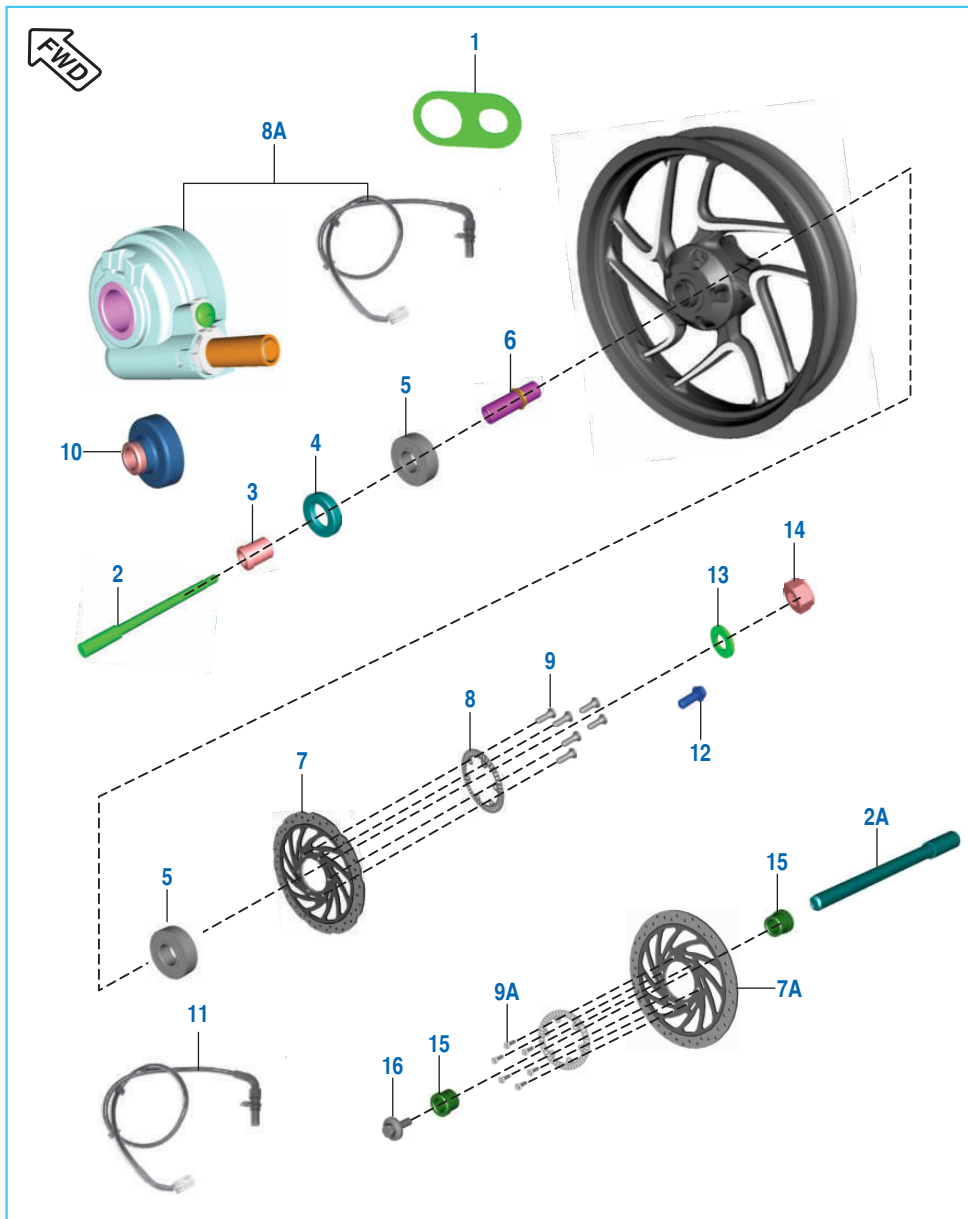
No.	Part No.	Description	Qty.		Remarks
			ABS	NON ABS	
1	JF 1132 04	Assembly Side Stand	1	1	
1A	JF 1132 12	Stand assembly side	1	--	For UG Model
2	DT 1132 05	Bracket Side Stand.	1	1	
2A	JF 1132 09	Bracket stand side	1	--	For UG Model
3	JZ 4036 01	Magnet Holder	1	1	(Side stand switch)
3A	AH 4014 08	Holder magnet	1	--	For UG Model
4	JL 1132 09	Spring Side Stand	1	1	
5	DF 1611 02	Bolt	1	1	
5A	LA D002 31	Bolt flange - M10	1	--	For UG Model
6	39 0422 15	Nut Nyloc M10	1	1	
8	LA D001 84	Bolt Flanged	1	1	M8x1.25xL16xPRECOAT
9	LA D002 00	Bolt Flanged	1	1	M8x1.25xL70xBright
10	KA DB05 16	Bolt Flanged M5	1	1	
11	JF 4014 05	Side Stand Switch	1	1	
	JF 4014 15	Side Stand Switch	1	--	For UG Model
12	JL 1138 18	Cover Side Stand Switch	1	1	
12A	JF 1138 55	Bkt. cover switch stand side	1	--	For UG Model
13	DH 1611 46	Cover Spring Side Stand	1	1	
	JD 1610 06	Sleeve brake return spring	1	--	For UG Model
14	JF 1132 10	Spring tension cover	1	--	For UG Model
15	JF 1132 08	Bracket holder magnet	1	--	For UG Model
16	JF 1132 05	Bush side stand mtg	1	--	For UG Model
17	KA DS05 16	Bolt flange - M5	1	--	For UG Model
18	KA DD06 12	Bolt flanged	1	--	For UG Model
19	KC BA06 04	Nut hex thin - M6	1	--	For UG Model

Tubeless Tyre & Rim



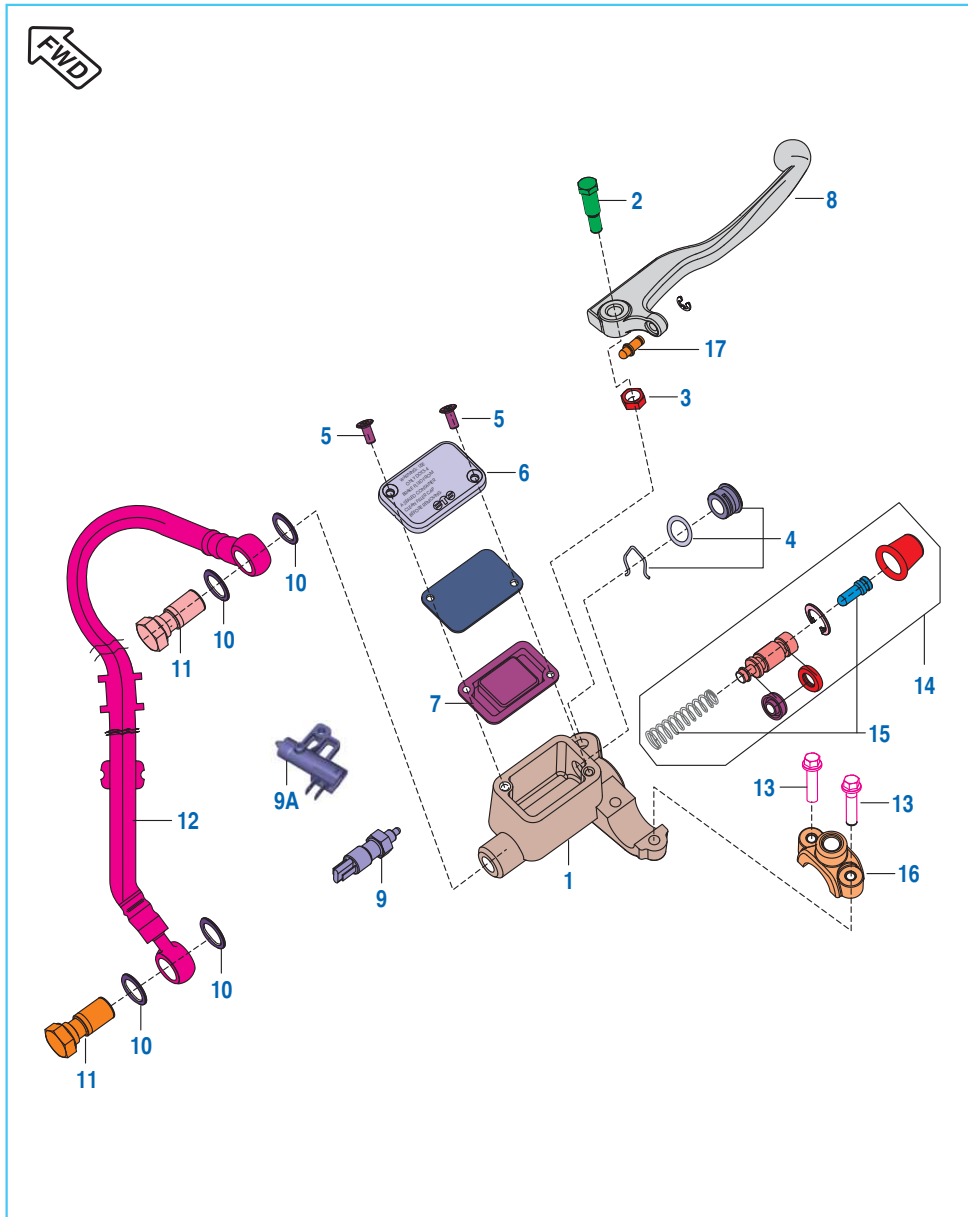
No.	Part No.	Description	Qty.		Remarks
			ABS	NON ABS	
1	JG 1310 38	Tyre Front MRF VER 7	1	1	
2	DK 1510 26	Valve Tubeless Tyre	2	2	
3	JF 1310 12	Wheel Front 3.00 X 17	1	1	
	56 DT6T 37	Front wheel matte golden sand	1	1	Circular - 2018 - 02
3A	56 JF6T 33	Front wheel matt black	1	--	For UG Model
4	JF 1312 17	Wheel Rear 4.00 X 17	1	1	
	56 DT6R 37	Rear wheel matte golden sand	1	1	Circular - 2018 - 02
	56 JF6R 33	Rear wheel matt black	1	--	For UG Model
5	JG 1312 45	Tyre Rear MRF VER 7	1	1	

Front Hub



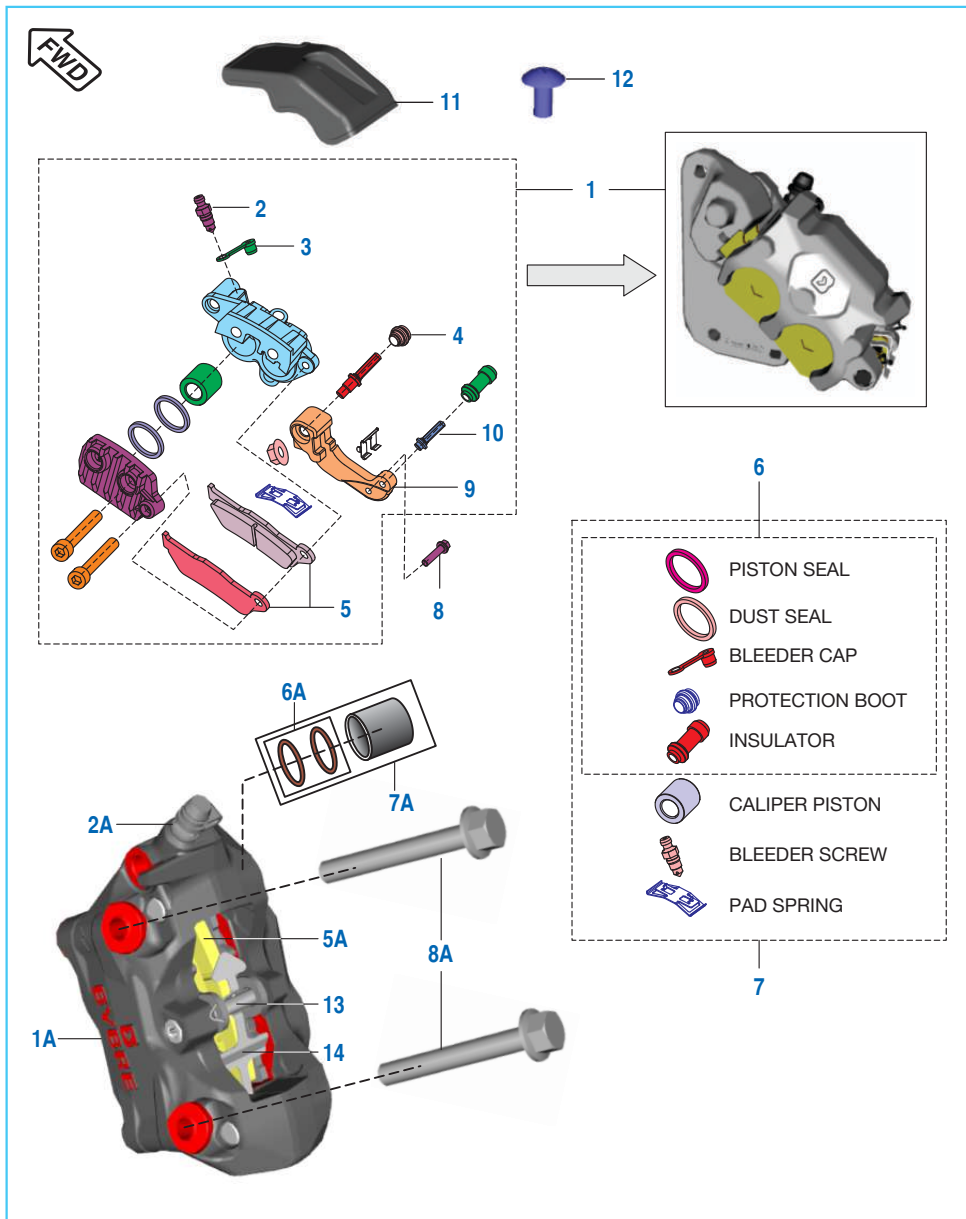
No.	Part No.	Description	Qty.		Remarks
			ABS	NON ABS	
1	JF 1210 49	Spacer Speed Sensor	1	1	From 18.07.17
2	JF 1310 24	Axle Front	1	1	M14 x 1.5 x L214.5
2A	JG 1310 03	Front Axle	1	--	For UG Model
3	JL 1310 00	Collar	1	1	
4	DG 1510 05	Seal Oil	2	2	
5	KP BC62 02	Bearing Ball C3 Clearance	2	2	
6	JG 1310 01	Spacer Assembly Front Wheel	1	1	
7	JF 1318 17	Disc Front Dia 320	1	--	
	JF 1318 46	Disc Front Dia 300	--	1	
7A	JF 1318 76	Disc brake Dia 320	1	--	For UG Model
8	DT 1318 67	Sensor Disc Front	1	--	
8A	JF 4024 13	Vehicle Speed Sensor	--	1	
	DK 2011 64	Sensor speed wheel	1	--	For UG Model
9	JD 1318 11	Special Bolt M8	6	6	
9A	JG 1318 02	Disc mounting bolt	6	--	For UG Model
10	DT 1310 17	Collar Assembly Front Wheel	1	--	
11	DT 4024 04	Wheel Speed Sensor	2	--	Front & Rear
12	LA E000 55	Bolt Flange Small	1	--	M6 x 1 x L16
13	LD B000 57	Washer Plain	1	1	ID 15.2xOD30xT3
14	LC J000 05	Nut U	1	1	M14x1.5xT12.5
15	JG 1310 20	Collar CH 0.7_0.9	2	--	For UG Model
16	JG 1310 07	Flange bolt M8	1	--	For UG Model

Master Cylinder - Front Disc Brake



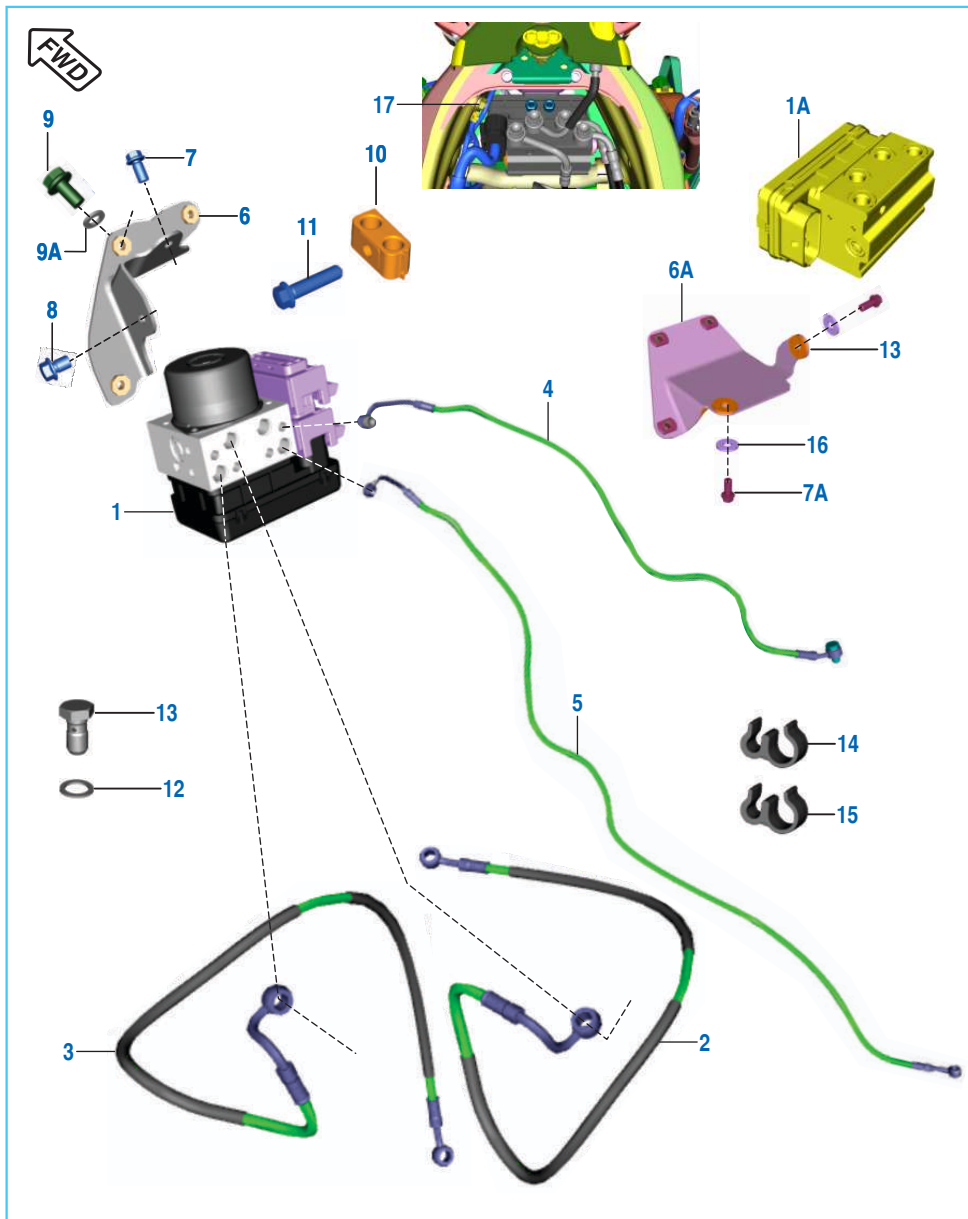
No.	Part No.	Description	Qty.		Remarks
			ABS	NON ABS	
1	JF 1318 16	Master Cylinder Assembly	1	1	
	JF 1318 89	Cylinder master assly. front	1	--	For UG Model
2	DJ 1910 29	Bolt Front Bracket I	1	1	
3	DJ 1910 30	Nut	1	1	
4	36 DH19 02	Oil Window Kit	1	1	
5	DJ 1910 31	Screw	2	2	
6	DE 1910 29	Cover - Reservoir	1	1	
7	DE 1910 28	Diaphragm	1	1	
8	JG 1610 10	Lever Front Brake	1	1	
9	36 DT00 36	Kit Switch Front M Cylinder	1	1	
9A	DJ 2011 09	Switch brake	1	--	For UG Model
10	DE 1910 10	Washer - Copper	8	4	
11	DK 1510 69	Bolt - Banjo	4	2	
12	36 JF00 80	Kit Hose Front Caliper	--	1	
13	LA D000 37	Bolt Flanged M8 x 1 x 50	2	2	
14	36 DT00 34	Major Kit M Cylinder	1	1	
15	36 PD00 38	Minor Kit M Cylinder	1	1	
16	36 JF00 81	Kit Clamp RH	1	1	
	36 JF01 85	Kit front clamp	1	--	For UG Model
17	36 JF00 82	Kit Push Rod	1	1	

Caliper Assembly - Front Disc Brake



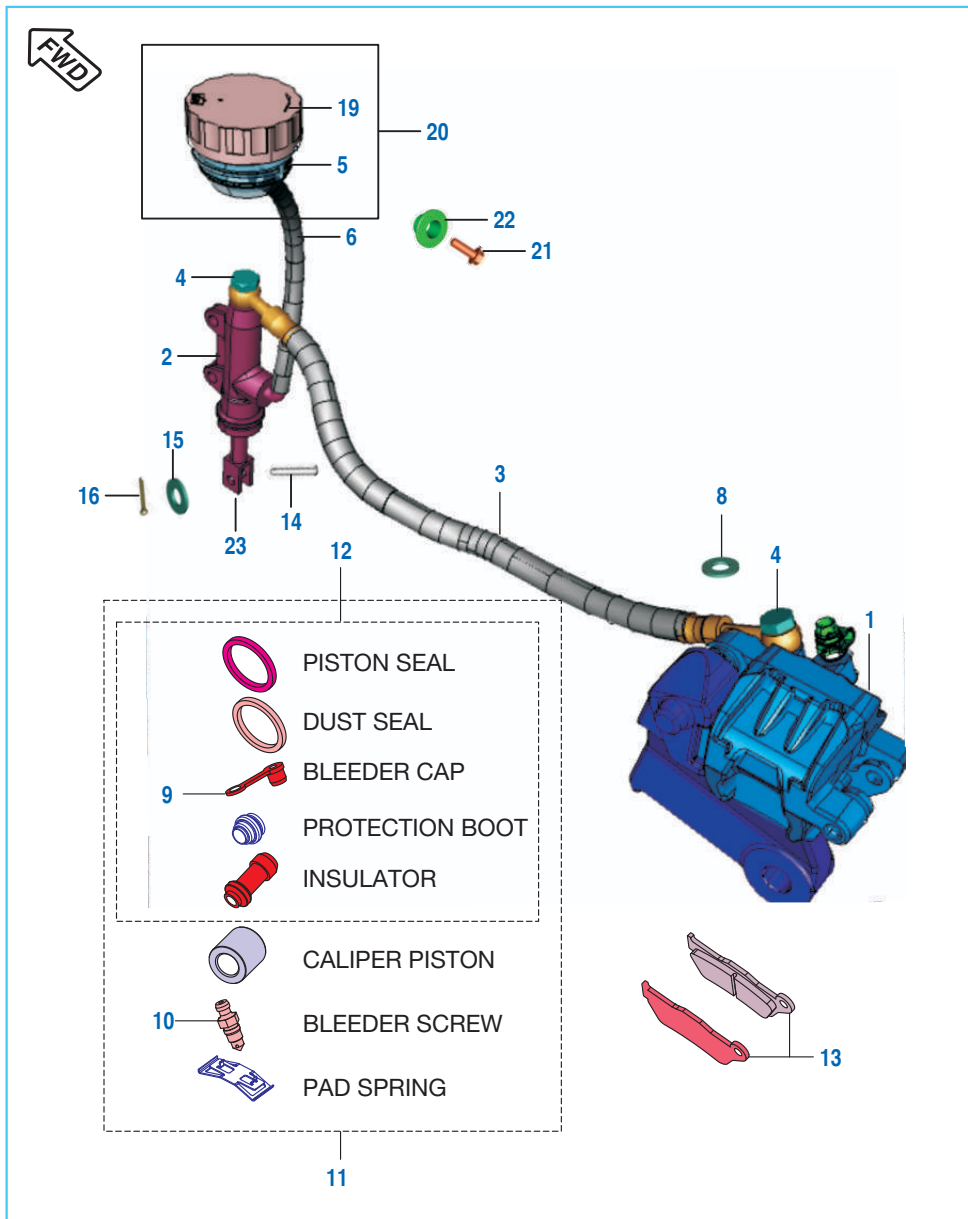
No.	Part No.	Description	Qty.		Remarks
			ABS	NON ABS	
1	JF 1318 57	Caliper Assy Brake Front	1	--	
	JF 1318 59	Caliper Assy Brake Front	--	1	
1A	JG 1318 04	Caliper assy brake front	1	--	For UG Model
2	DE 1510 46	Screw Bleeder	1	1	
2A	JG 1318 11	Bleeder screw	1	--	For UG Model
3	DE 1510 47	Bleeder Cap	1	1	
4	JL 1318 07	Boot	1	1	
5	JL 1318 32	Disc Pad	1	--	
	JL 1318 05	Disc Pad	--	1	
5A	JG 1318 10	Disc pad	1	--	For UG Model
6	YJ L040 05	Minor Kit	1	--	
	DJ 1510 74	Minor Kit	--	1	
	JL 1318 31	Minor Kit	1	--	
6A	JU 1318 16	Minor kit	1	--	For UG Model
7	DJ 1510 75	Major Kit	--	1	
7A	JU 1318 15	Major Kit	1	--	For UG Model
8	LA D001 98	Bolt Caliper Mounting	2	2	
8A	LA D000 79	Bolt flanged	2	--	For UG Model
9	36 JF00 88	Kit Bracket Sub Assembly	1	--	
	36 JF00 83	Kit Bracket Sub Assembly	--	1	
10	36 JF00 84	Kit Primary Pin	--	1	
11	JF 1318 63	Front Disc Cover	1	--	
	JF 1318 64	Front Disc Cover	--	1	
12	KB UF05 10	Screw	1	--	
13	59 0400 48	Bolt front brake pad	1	--	For UG Model
14	JG 1318 13	Spring clip	1	--	For UG Model

Anti Brake Lock - Unit



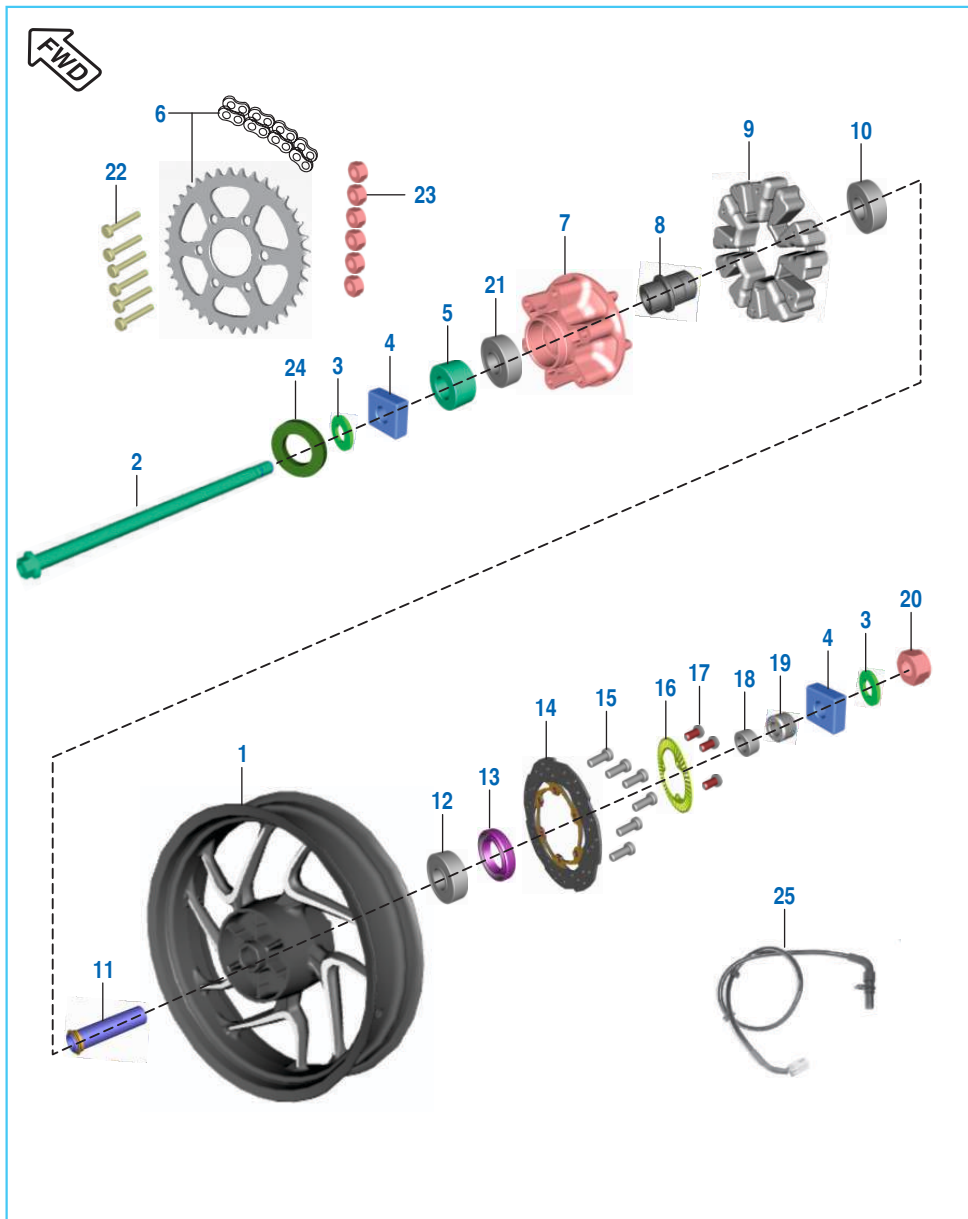
No.	Part No.	Description	Qty.		Remarks
			ABS	NON ABS	
1	JF 1318 40	Unit ABS Dry	1	--	
1A	JF 1318 82	Unit ABS	1	--	For UG Model
2	36 JF00 64	Hose ABS To FR Master Cyl.	1	--	
	36 JF01 79	Kit hose cyl master fr unit ABS	1	--	For UG Model
3	36 JF00 65	Hose ABS To FR Caliper	1	--	
	36 JF01 80	Kit hose unit ABS caliper front	1	--	For UG Model
4	36 JF00 66	Hose ABS To RR Master Cyl.	1	--	
	36 JF01 81	Kit hose cyl master rr unit ABS	1	--	For UG Model
5	36 JF00 78	Hose ABS To RR Caliper	1	--	
	36 JF01 82	Kit hose unit ABS caliper rear	1	--	For UG Model
6	DT 1138 50	Bracket Front ABS Mounting	1	--	
6A	JF 1138 52	Bracket unit ABS with bush	1	--	For UG Model
7	KA ED06 12	Bolt Flanged Small	1	--	
7A	DH 1013 85	Bolt flanged - M6	2	--	For UG Model
8	KA ED06 08	Bolt Flanged Small	1	--	
9	LA E000 21	Bolt Flanged - M6 x 12	3	--	
9A	39 0254 11	Washer plain	3	--	For UG Model
10	DT 1318 75	Clamp For ABS Hose	1	--	
11	KA EW06 25	Bolt Flange Small - M6x1xL25	1	--	
12	DE 1910 10	Copper Washer	8	--	
13	DK 1510 69	Benjo Bolt	4	--	
14	DT 1318 78	Clamp W	1	--	
15	JF 1318 54	Clamp W	1	--	
16	39 1309 11	Plain washer	2	--	For UG Model
17	KA DF06 08	Bolt flanged	1	--	For UG Model

Rear Disc Brake Assembly



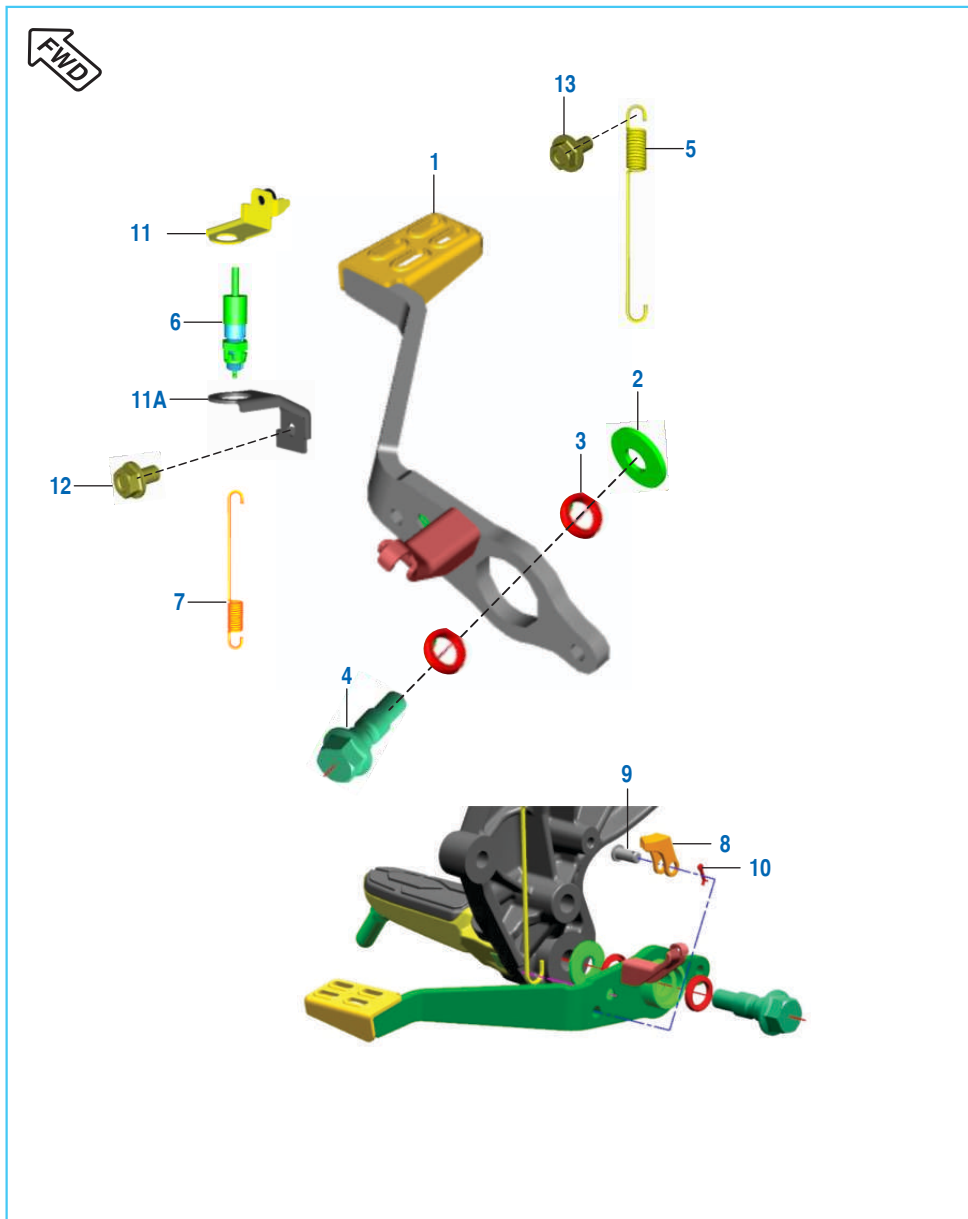
No.	Part No.	Description	Qty.		Remarks
			ABS	NON ABS	
1	JF 1318 58	Assembly Caliper	1	--	
	JL 1318 34	Assembly Caliper	--	1	
2	JF 1318 14	Assembly Master Cyl. Rear	1	1	
3	36 JF00 79	Hose Disc Brake Rear	--	1	
4	DK 1510 69	Banjo Bolt	2	2	
5	JG 1318 21	Reservoir Rear Brake	1	1	Without Cap
6	JL 1312 20	Hose - Reservoir	1	--	
	36 JF00 87	Kit Rear Reservoir	--	1	
	36 JF01 86	Rear reserior tube kit	1	--	For UG Model
7	DK 1510 63	Clip Reservoir	1	1	Cap Reservoir
8	DE 1910 10	Copper Washer	4	4	Banjo Bolt
9	DE 1510 47	Cap Bleeder Screw	1	1	
10	DE 1510 46	Bleeder Screw	1	1	
11	YJ L040 05	Kit Major Caliper	1	--	
12	YJ L040 06	Kit Minor Caliper	1	--	
13	DK 1510 85	Set Disc Pad	1	1	
14	30 1910 38	Pin	1	1	
15	39 0198 11	Washer	1	1	
16	39 0808 08	Split Pin	1	1	
17	36 JF00 85	Master Cyl. Major Kit	--	1	N.I.
18	36 DT00 40	Kit Minor M Cylinder	1	--	
	DK 1510 74	Master Cyl. Minor Kit	1	1	N.I.
19	DK 1510 45	Cap Reservoir	1	1	
20	36 JF00 86	Kit Reservoir	--	1	
	36 JF01 84	Rear reservoir kit	1	--	For UG Model
21	KA DD06 14	Screw Pan Cross	1	1	
22	JG 1812 39	Collar	1	1	
23	36 JF00 85	Kit Push Rod	1	1	

Rear Hub



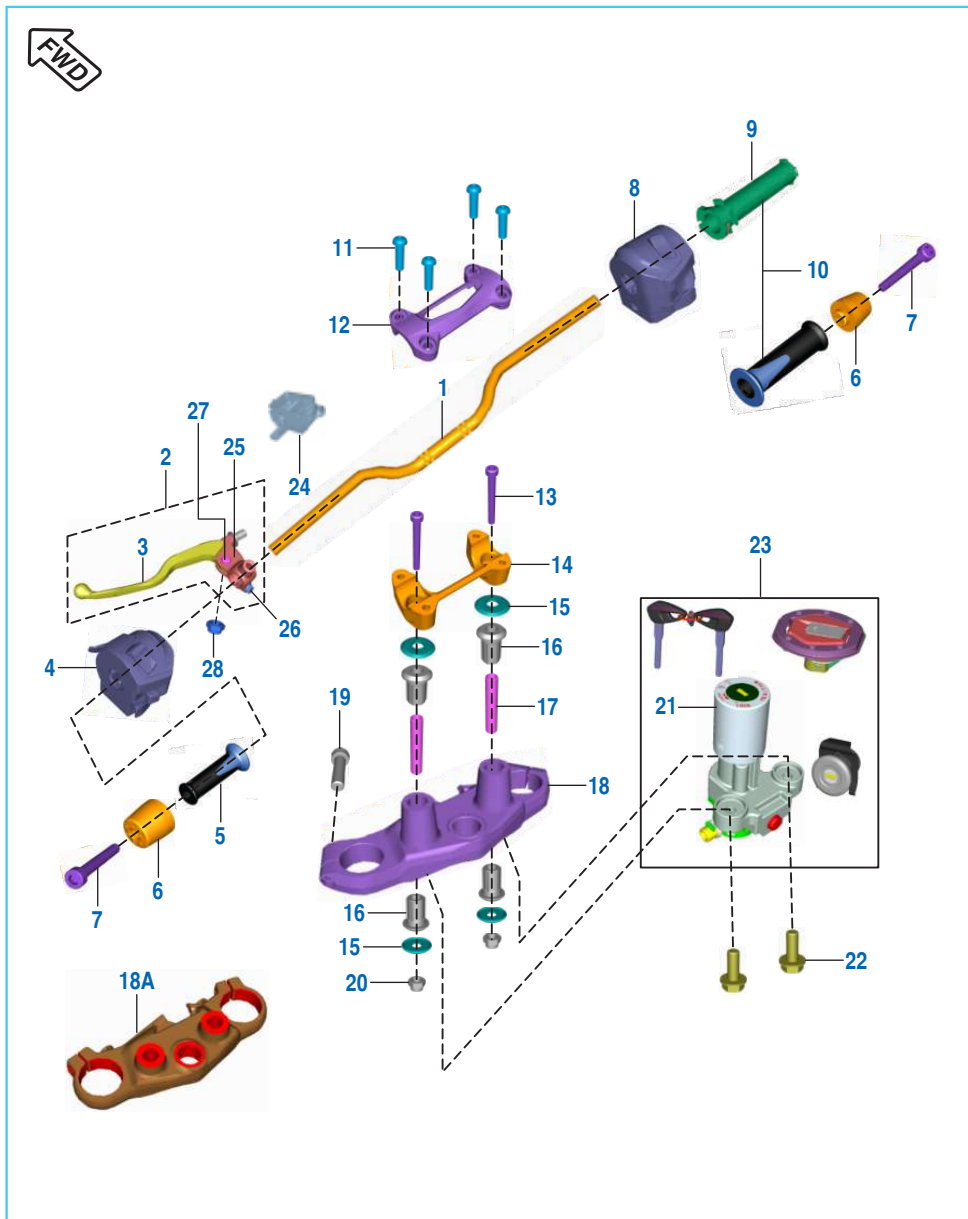
No.	Part No.	Description	Qty.		Remarks
			ABS	NON ABS	
1	JF 1312 17	Wheel Rear 4.00 x 17	1	1	
2	JF 1312 30	Axle Rear M14 x 1.5 x L295	1	1	
3	LD B000 57	Washer Plain	2	2	
4	JF 1220 14	Chain Adjuster	2	2	
5	JL 1312 11	Spacer For Coupling	1	1	
6	36 JF00 56	Kit Chain Sprocket	1	1	Refer Kit List
7	DT 1312 13	Coupling	1	1	
8	DT 1312 10	Sleeve	1	1	
9	JU 1312 22	Damper 6 Rubber	6	6	
10	KP BC62 02	Bearing Ball - C3 Clearance	1	1	
11	JL 1312 16	Collar Bearing Assembly	1	1	
12	KP BC63 02	Bearing Ball - C3 Clearance	1	1	
13	30 1510 82	Seal Oil	1	1	
14	JF 1318 61	Disc Rear	1	1	
15	39 2038 04	Hexagon Socket Head Bolt M6	6	6	
	DH 1510 40	Bolt socket - M6	6	--	For UG Model
16	JU 1318 02	Sensor Disc Rear	1	--	
17	JG 1312 20	Screw For ABS	3	--	
18	DK 1510 82	Spacer II	1	1	
19	DK 1510 81	Spacer I	1	1	
20	LC J000 05	Nut U	1	1	M14 x 1.5 x HT12.5
21	KP AC62 05	Coupling Bearing	1	1	
22	JG 1312 28	Bolt D	6	6	
23	LC L000 04	Nut	6	6	
24	DT 1312 14	Seal oil 52 DIA	1	--	For UG Model
25	DK 2011 64	Sensor speed wheel	1	--	For UG Model

Rear Brake Pedal



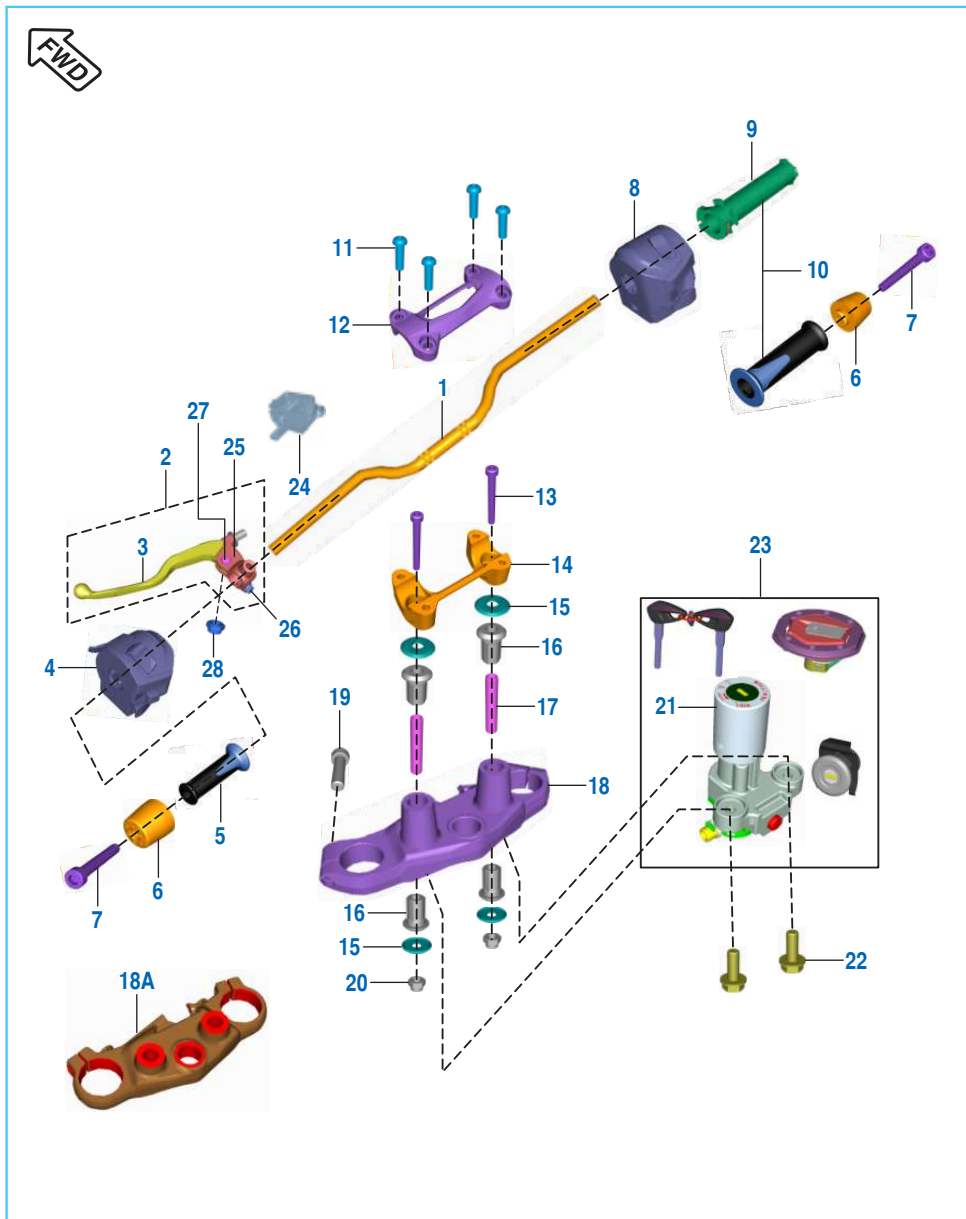
No.	Part No.	Description	Qty.		Remarks
			ABS	NON ABS	
1	JF 1610 06	Brake Pedal	1	1	
2	LD B000 56	Washer Pivot Bolt	1	1	
3	39 1998 19	Seal - Oil	2	2	
4	JC 1910 09	Bolt Brake Pedal	1	1	
5	JF 1610 04	Brake Return Spring	1	1	
6	JL 4014 06	Brake Switch Rear	1	1	
7	JM 1910 14	Spring Brake Switch Rear	1	1	
8	JF 1610 07	Damper Brake Pedal	1	1	
9	JZ 1318 75	Pin	1	1	
10	KH AA20 15	Pin Snap	1	1	
11	JF 1318 51	Bracket Rear Brake Switch	1	1	
11A	JF 1130 37	Bracket switch brake rear	1	--	For UG Model
12	LA D000 85	Bolt M6 x 1	1	--	For UG Model
13	DP 1610 94	Bolt - stepped - M6	1	--	For UG Model

Handle Bar Assembly



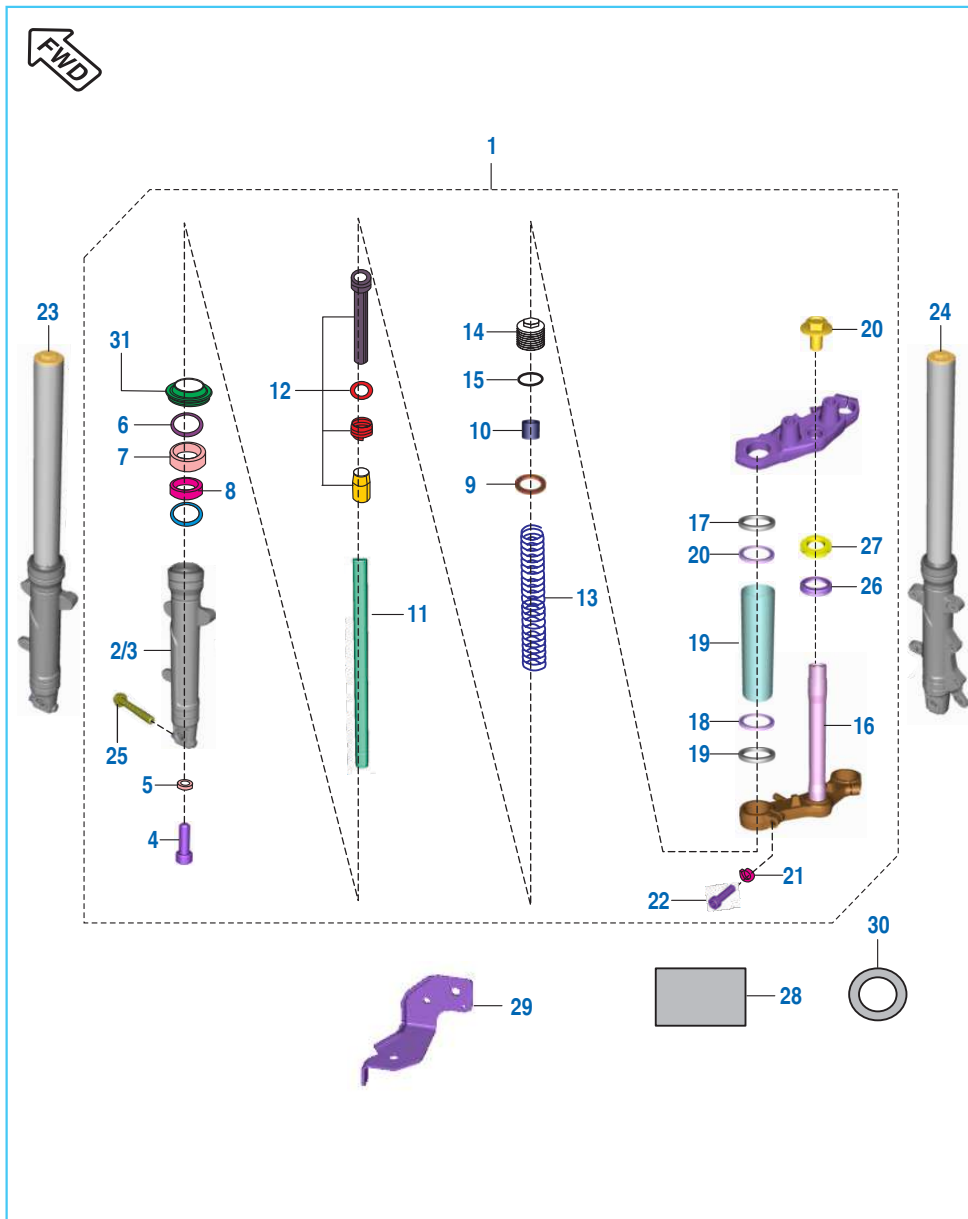
No.	Part No.	Description	Qty.		Remarks
			ABS	NON ABS	
1	JF 1510 41	Handle Bar	1	1	
	56 JF9J 9L	Handle Bar Matte Black	1	--	For UG Model
2	JF 1610 08	Assy. Lever & Support Holder	1	1	
	JF 1610 13	Assembly lever - holder LH	1	--	For UG Model
3	JG 1610 08	Clutch Lever	1	1	
4	JF 4014 10	Switch Control LH	1	1	
	JF 4014 13	Switch Control LH	1	--	For UG Model
5	DH 1910 67	Handle Grip LH	1	1	
6	JL 1510 35	Handlebar Weight	2	2	
	DH 1810 22	Handlebar Weight	2	--	For UG Model
7	LA C001 25	Bolt Socket	2	2	
	KA CJ06 55	Bolt Socket	2	--	For UG Model
8	JF 4014 11	Switch Control RH	1	1	
	JF 4014 14	Switch Control RH	1	--	For UG Model
9	JG 1510 22	Throttle Pipe	1	1	
10	DH 1910 68	Assembly Handle Grip RH	1	1	
11	LA C001 11	Bolt Socket M8 x 1.25 x L29	4	4	
12	JF 1510 42	Handle Holder Upper	1	1	
	56 JF5A W4	Handle holder upper	1	--	For UG (Glossy black)
13	LA C000 91	Bolt Socket	2	2	
	LA C001 48	Bolt socket - M10	2	--	For UG Model
14	JF 1510 45	Handle Holder Bottom	1	1	
	56 JF5B W4	Handle holder lower	1	--	For UG (Glossy black)
15	JF 1510 47	Washer Cup	4	4	

Handle Bar Assembly



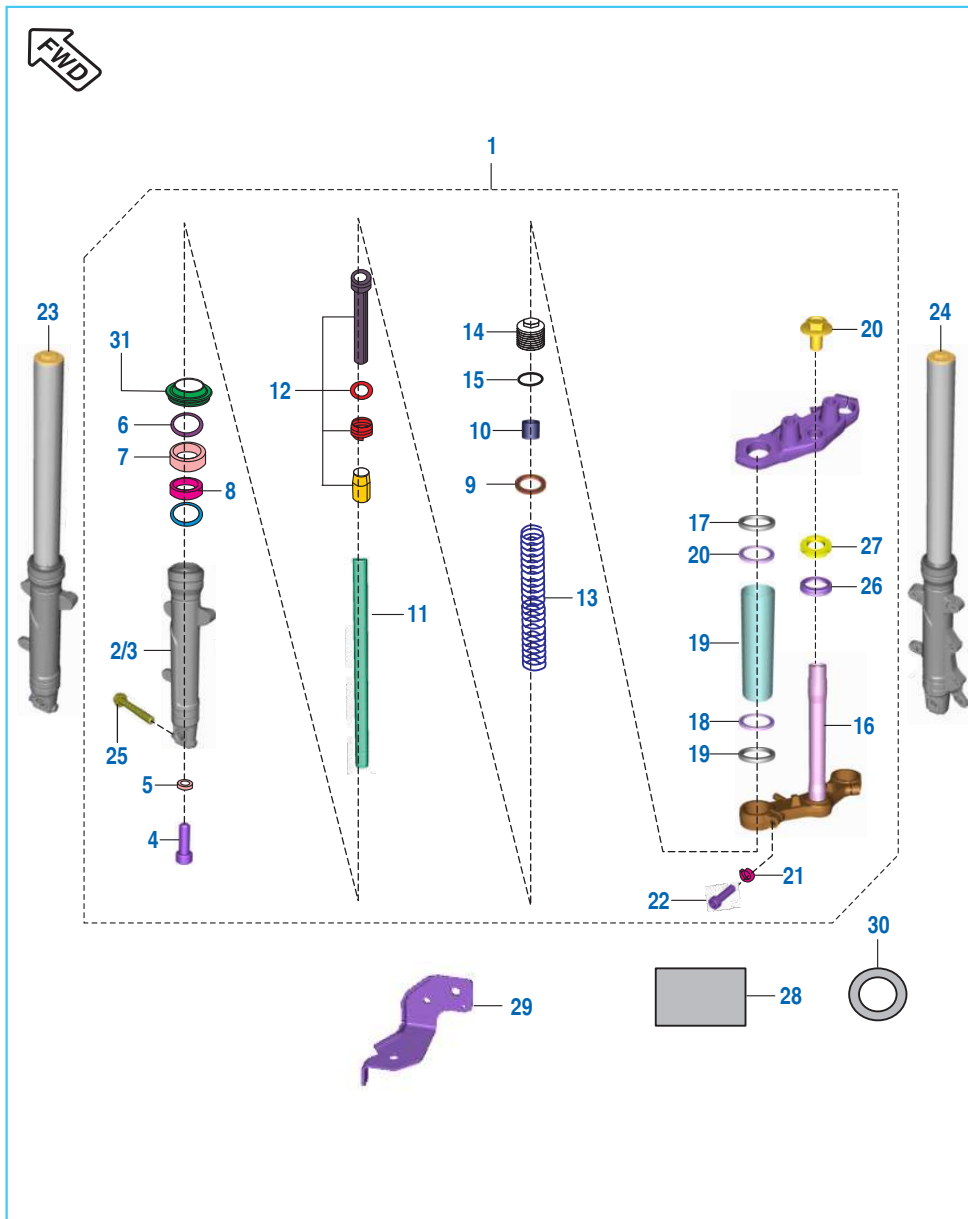
No.	Part No.	Description	Qty.		Remarks
			ABS	NON ABS	
16	JF 1510 44	Damper Handle Holder Mtg.	4	4	
	JF 1510 54	Damper	2	--	For UG Model
17	JF 1510 43	Spacer Handle Holder	2	2	
	JF 1510 55	Spacer	2	--	For UG Model
18	JF 1210 30	Upper Bracket	1	1	
18A	56 JF33 33	Bracket upper matt black	1	--	For UG Model
19	JY 1210 11	Bolt Socket M8 x 1.25 x L30	2	2	
20	LC H000 01	Nut - Nyloc	2	2	
21	DT 2326 01	Ignition Switch	1	1	
22	LA D000 77	Bolt Flanged M6 x 16	2	2	
	LA D002 44	Bolt flanged - M6	2	--	For UG Model
23	JF 2326 11	Lock Set 3 IN 1	1	1	
	JF 2326 16	Set lock	1	--	For UG Model
24	JY 4014 04	Clutch Switch	1	1	
25	JF 1610 14	Holder lever LH	1	--	For UG Model
26	LA D002 13	Bolt flange	1	--	For UG Model
27	LB B000 16	Screw pan cross - M5	1	--	For UG Model
28	LC H000 05	Nut nyloc - M5	1	--	For UG Model

Front Fork



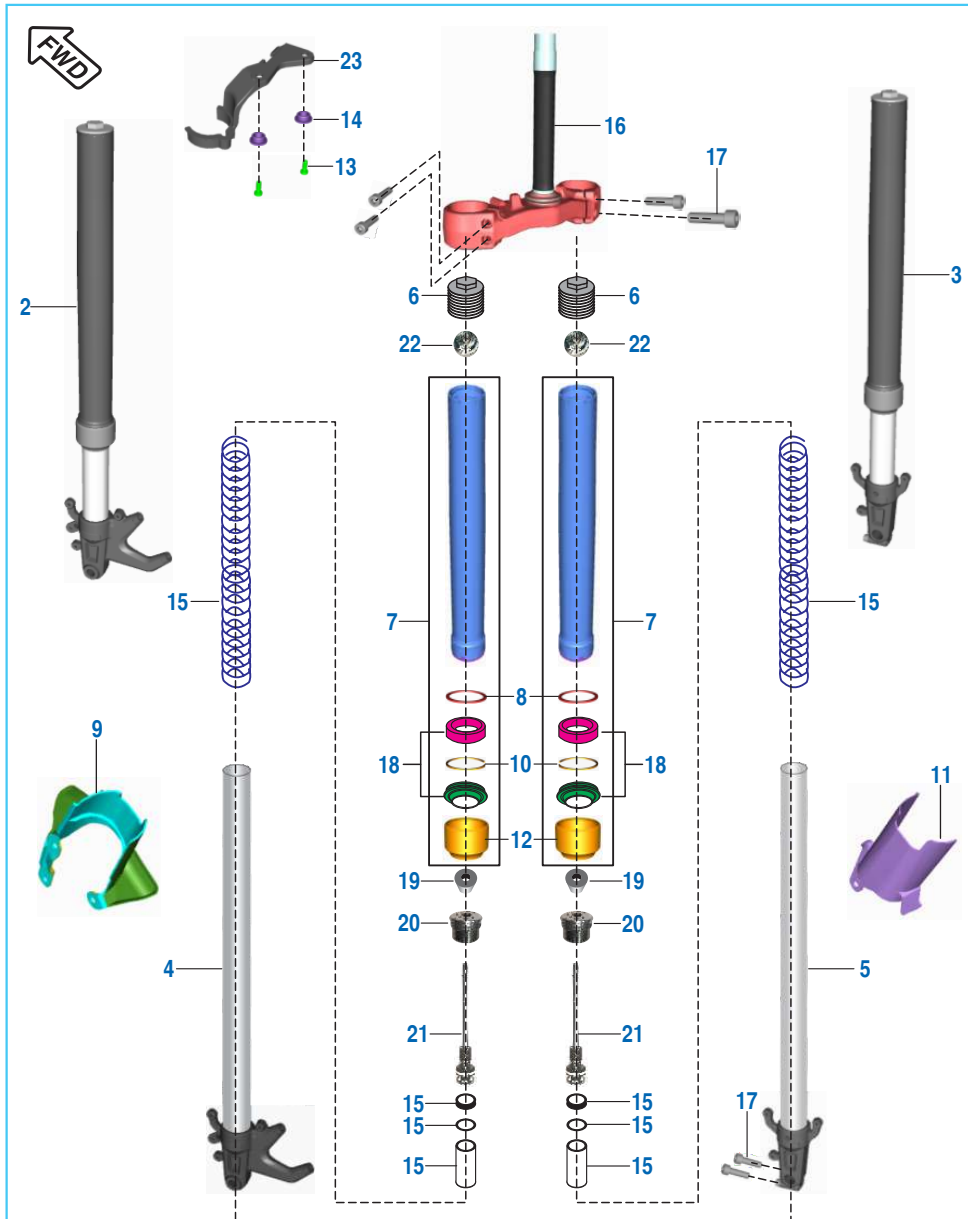
No.	Part No.	Description	Qty.		Remarks
			ABS	NON ABS	
1	JF 1210 29	Front Fork Assembly	1	1	
	JF 1210 50	Fork front ABS	1	-	Ser. Bull. 2018 - 05
	JF 1210 51	Fork front NON ABS	--	1	Ser. Bull. 2018 - 05
2	DT 1210 01	Tube Outer LH	1	1	
	JF 1210 54	Tube Fork Outer LH	1	1	Ser. Bull. 2018 - 05
3	DT 1210 02	Tube Outer RH	1	1	
	JF 1210 55	Tube Outer RH	1	1	Ser. Bull. 2018 - 05
4	KA CF10 30	Bolt Socket	2	2	
5	DK 1810 07	Copper Washer	2	2	
6	DT 1210 16	Washer Seal	2	2	
7	36 JF00 63	Kit Fork Oil Seals	2	2	Refer Kit List
8	DT 1210 15	Guide Bush	2	2	
9	DT 1210 13	Washer	2	2	
10	JF 1210 38	Spacer Tube	2	2	
11	JF 1210 36	Fork Tube Inner	2	2	
12	36 JF00 62	Kit Cylinder Comp Fork	2	2	Refer Kit List
13	JF 1210 37	Main Spring	2	2	
14	DT 1210 20	Fork Bolt	2	2	
15	DT 1210 21	O' Ring	2	2	
16	JF 1210 33	Under Bracket Assembly	--	1	
	JF 1210 47	Under Bracket Assembly	1	--	
17	JF 1812 85	Cover Cushion	4	4	
18	JF 1812 84	Cover Trail	4	4	

Front Fork



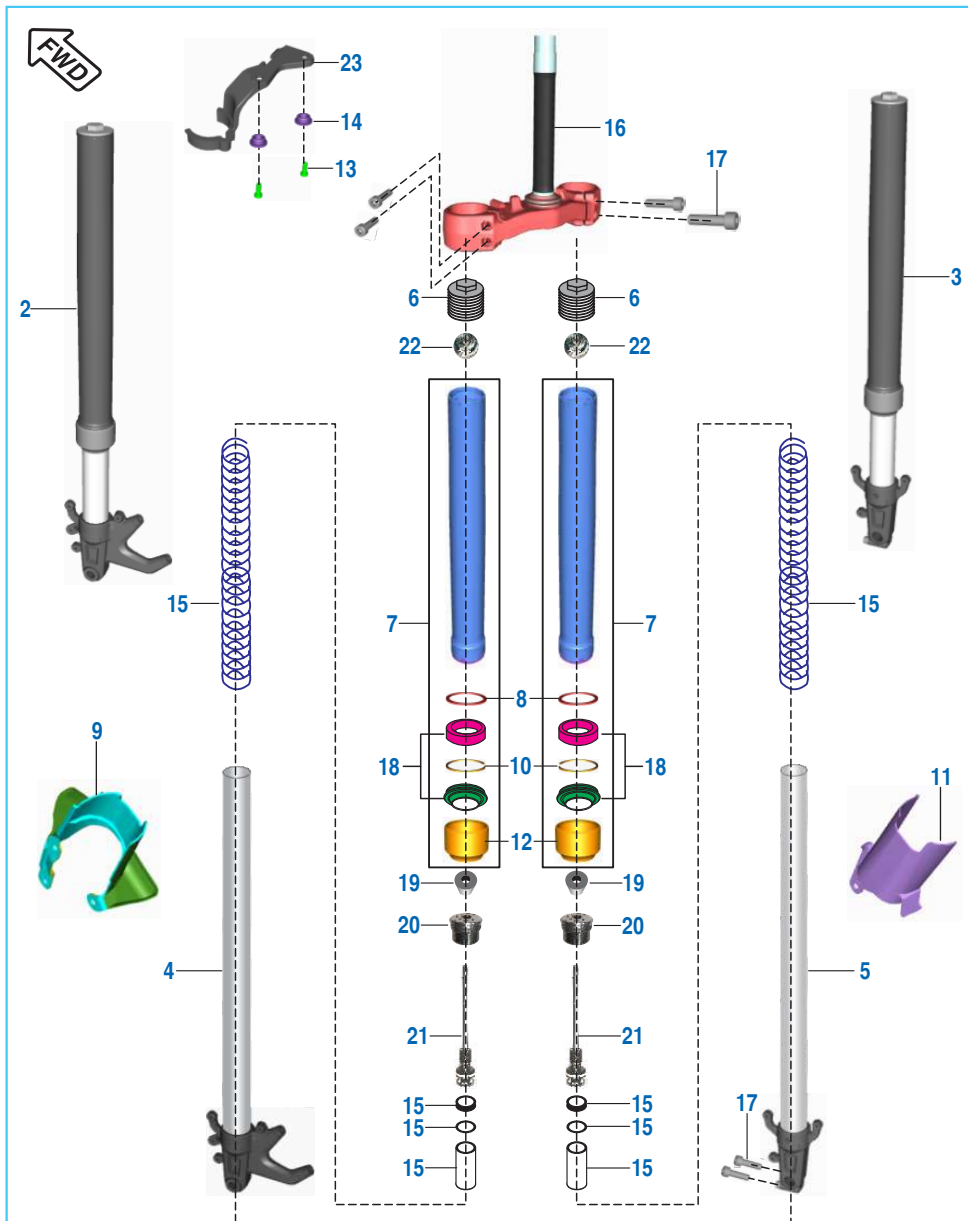
No.	Part No.	Description	Qty.		Remarks
			ABS	NON ABS	
19	JF 1812 83	Tube Fork Cover	2	2	
20	LA D001 93	Bolt Steering Top	1	1	
	JY 1510 11	Bolt Steering Top	1	1	From 21.07.17
21	DK 1810 25	Spring Washer	2	2	
22	KA CM10 35	Bolt	2	2	
23	JF 1210 34	Leg Assembly LH	1	1	
24	JF 1210 35	Leg Assembly RH	1	1	
25	JF 1210 29	Bolt Flanged	1	1	
26	PD 1510 06	Cup Steering	1	1	
27	DK 1810 75	Nut Steering	1	1	
28	JF 1510 48	Anti - Abrasive Tape	1	--	
29	JF 1318 53	Bracket Hose Clamp	1	-	
30	JF 1210 19	Spring Washer	1	1	
31	36 JU00 19	Kit Fork Oil seal	2	2	Refer Kit Details

Front Fork - Dominar 400 Upgrade (UG)



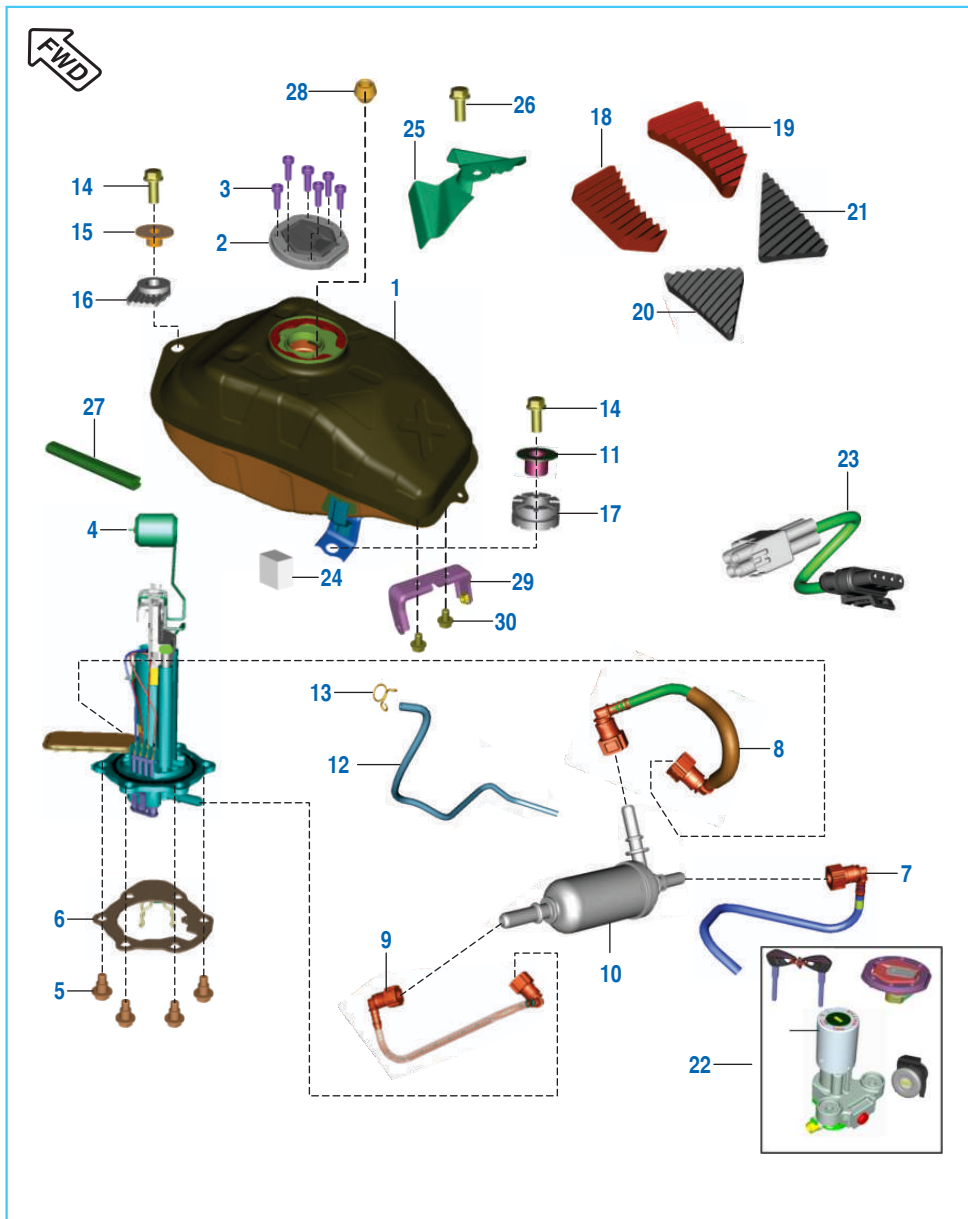
No.	Part No.	Description	Qty.		Remarks
			ABS	NON ABS	
1	JF 1210 18	Fork front	1	-	
2	JF 1210 22	Leg assembly LH	1	-	
3	JF 1210 23	Leg assembly RH	1	-	
4	YJ F190 03	LH Pipe Inner with Axle Clamp	1	-	
5	YJ F190 04	RH Pipe Inner with Axle Clamp	1	-	
6	JG 1210 12	Fork top bolt	2	-	
7	YJ F190 11	Fork outer tube	2	-	
8	LD B0 0036	Washer plain	2	-	
9	JF 1814 71	Protector fork LH	1	-	
10	JU 1210 09	Oil seal stopper (Circlip)	2	-	
11	JF 1814 72	Protector fork RH	1	-	
12	JG 1210 28	Outer dust cap	2	-	
13	LA C000 10	Bolt socket - M6	2	--	
14	JG 1138 32	Sleeve for abs hose clamp	2	--	
15	YJ F190 07	Main spring & Spacer Assly.	2	-	
16	JF 1210 20	Bracket assembly under	1	-	
17	JY 1210 11	Bolt socket - M8	6	-	
18	JG 1210 57	Oil seal kit for single leg assly.	2	-	
19	YJ F190 08	Rubber damper	2	-	
20	YJ F190 06	Screw cap inner pipe	2	-	

Front Fork - Dominar 400 Upgrade (UG)



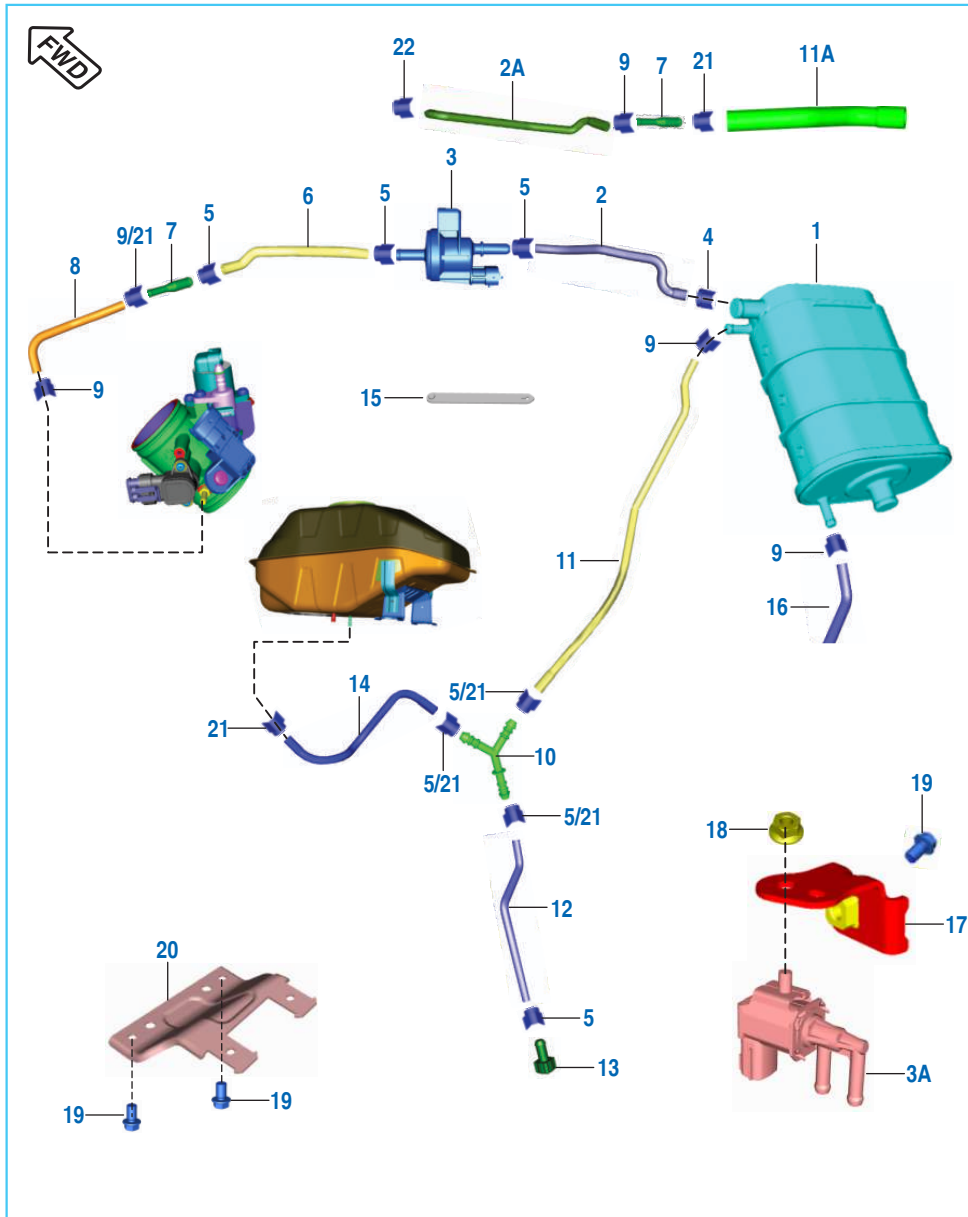
No.	Part No.	Description	Qty.		Remarks
			ABS	NON ABS	
21	YJ F190 05	Piston rod assembly	2	--	
22	YJ F190 09	Lock Nut	2	--	
23	JF 1138 51	Clamp hose	2	--	

Petrol Tank, Cap Tank & Gauge Fuel



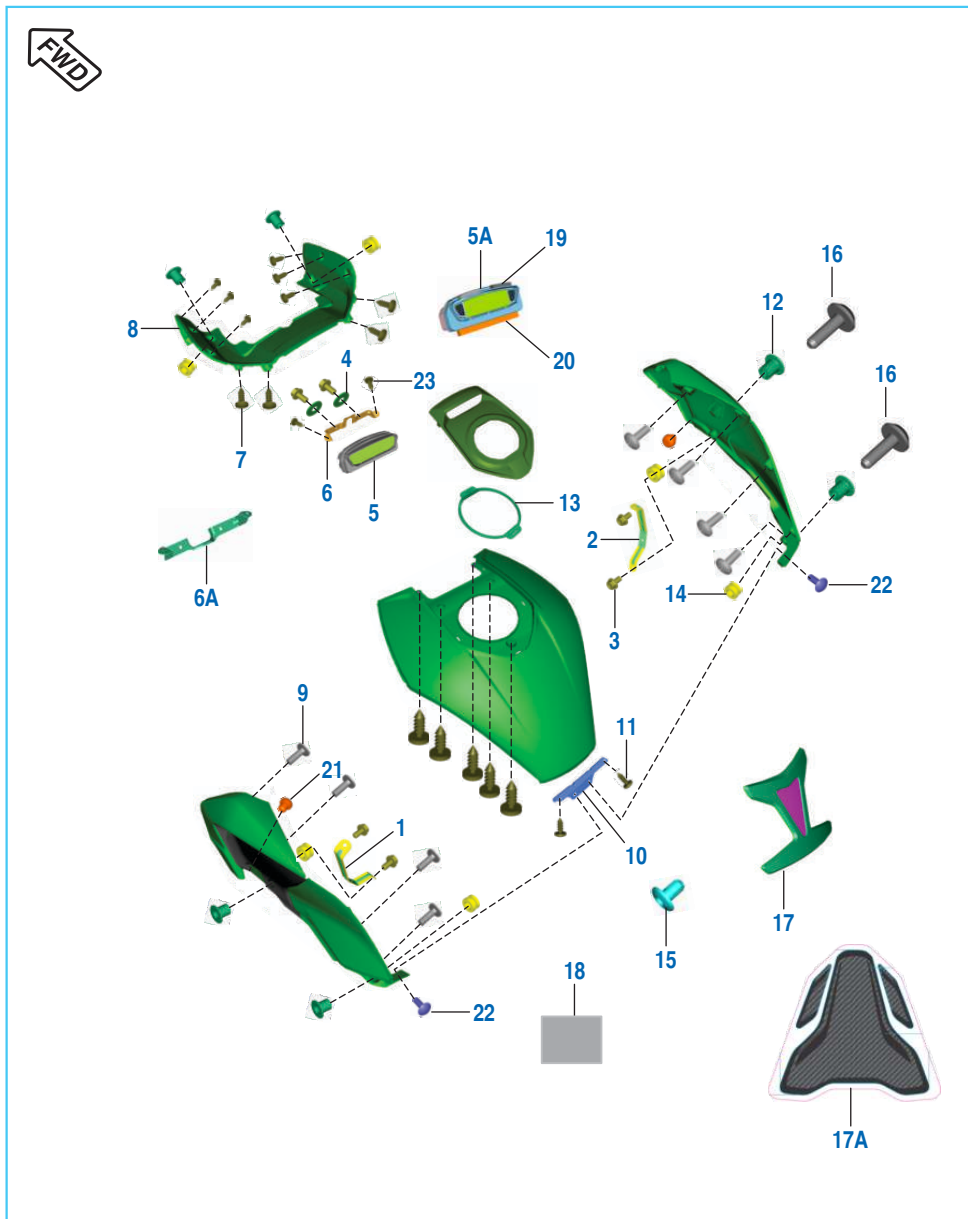
No.	Part No.	Description	Qty.		Remarks
			ABS	NON ABS	
1	JF 1710 33	Tank Assy	1	1	
	JF 1710 72	Tank assembly fuel	1	-	For UG Model
2	JF 2326 11	Cap Tank	1	1	Will be supplied in lock set
3	KA CD05 16	Screw Allen	6	6	
4	JF 1718 02	Fuel Pump Module	1	1	
5	LA D001 54	Bolt Flange	6	6	M6 x 1 x L12.8
6	DT 1718 39	Plate Pressure Fuel Pump Mtg	1	1	
7	JF 6112 01	Assy Tube Filter To Injector	1	1	
8	DT 1710 89	Assy Tube Filter To Regulator	1	1	
9	DT 1710 87	Tube Pump to Filter	1	1	
10	DT 1718 14	Inline Fuel Filter	1	1	
11	JL 1710 19	Sleeve Tank Mtg Rear	2	2	
	JF 1710 67	Sleeve Tank Mtg Rear	2	2	NVH Circular
12	DT 1710 61	Drain Pipe	1	1	
13	JF 1710 53	Tube drain	1	-	For UG Model
	DG 1410 28	Clamp	1	1	
14	JG 1710 30	Clamp	1	-	For UG Model
	KA DW08 20	Bolt Flange	2	2	M8 x 1.25 x L20
15	KA DF08 25	Bolt Flange	2	2	NVH Circular
	JF 1710 55	Sleeve Tank Mtg Front	1	1	
16	DT 1710 78	Grommet Tank Mtg Front	1	1	
	JF 1710 68	Grommet Tank Mtg Front	1	1	NVH Circular
17	JL 1710 20	Grommet Tank Mtg Rear	2	2	
	JF 1710 69	Grommet Tank Mtg Rear	2	2	NVH Circular
18	JF 1710 23	Tank Damper Top Front LH	1	1	
19	JF 1710 24	Tank Damper Top Front RH	1	1	
20	JF 1710 25	Tank Damper Top Central LH	1	1	
21	JF 1710 26	Tank Damper Top Central RH	1	1	
22	JF 2326 11	Lock Set 3 IN 1	1	1	Refer Kit List
23	JY 4022 35	Pig Tail Fuel Pump	1	1	
24	JF 1710 56	Foam	2	2	
25	JF 1813 20	Frame Cover Front	1	1	
26	LA E000 54	Step Bolt	1	1	
27	JL 1710 38	Beading tank LH	1	-	For UG Model
28	JD 1710 59	Damper	1	-	For UG Model
29	JF 1710 83	Bracket cover tank rear	1	-	For UG Model
30	KA DD06 10	Bolt flanged	2	-	For UG Model

EVAP Mechanism



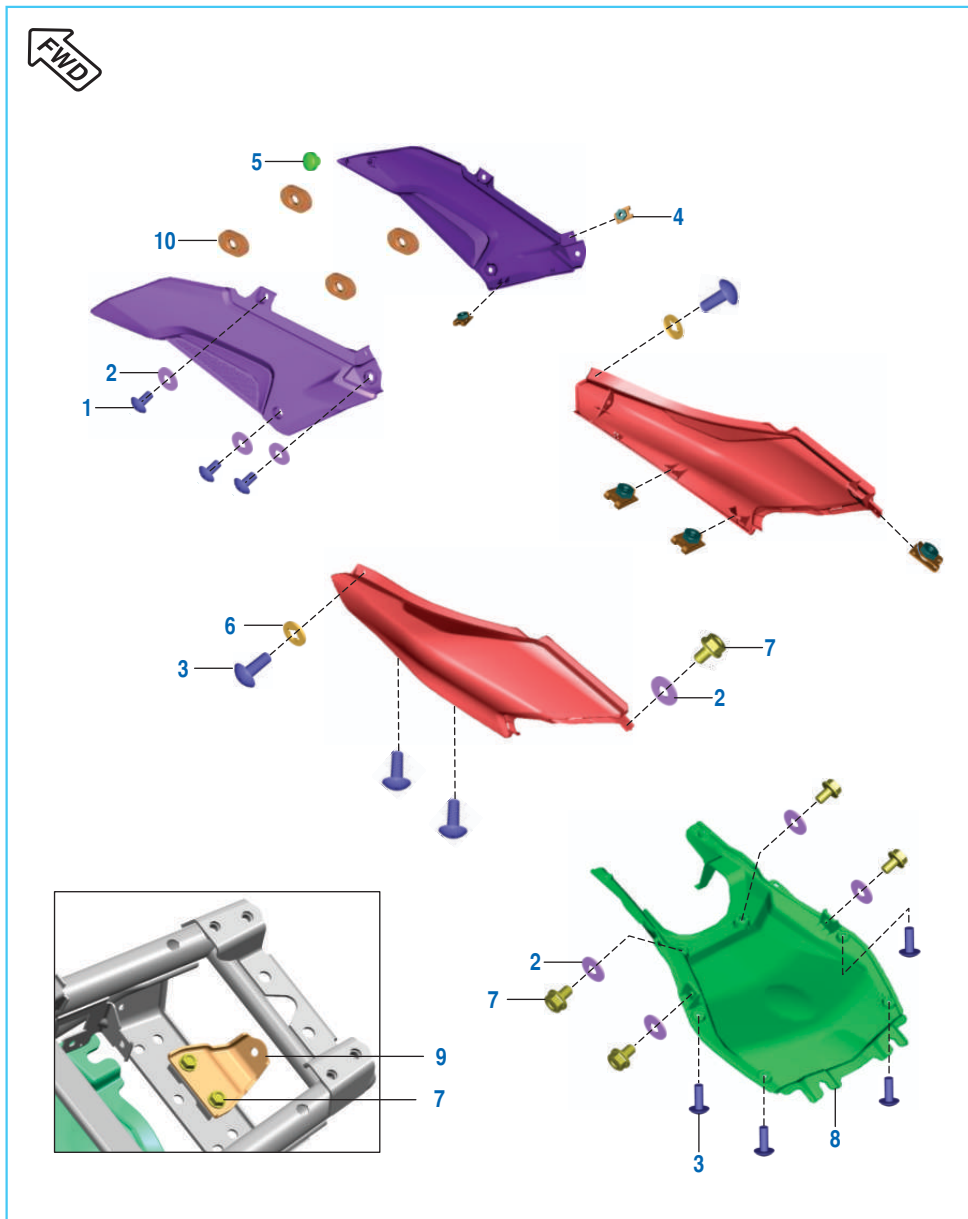
No.	Part No.	Description	Qty.		Remarks
			ABS	NON ABS	
1	JY 1710 77	Canister	1	1	
2	DT 1718 34	Tube Canister To Purge Valve	1	1	
2A	JF 1716 24	Pipe connector-valve purge	1	--	For UG Model
3	JG 1716 01	Valve Purge	1	1	
3A	JU 1716 06	Valve purge	1	--	For UG Model
4	JY 1710 69	Spring Band Clamp 15 x 10	1	1	
5	JY 1710 90	Spring Band Clamp 13 x 12	8	8	
6	JF 1716 05	Tube Purge Valve To Connector	1	1	
	JF 1716 25	Pipe valve purge - connector	1	--	For UG Model
7	JG 1710 86	Connector Tube EVAP	1	1	
	JG 1710 86	Connector Tube EVAP	2	--	For UG Model
8	JF 1716 06	Tube Connector To Throttle Body	1	1	
9	JY 1710 70	Spring Band Clamp 9 x 8.4	3	3	
	JL 1711 01	Clamp band spring 9.5 x8.4	5	--	For UG Model
10	JY 1138 42	Connector Y Shape	1	1	
11	JF 1716 04	Tube Y Connector To Canister	1	1	
11A	JF 1716 23	Pipe canister - connector	1	--	For UG Model
12	JF 1716 07	Tube Connector To Plug	1	1	
13	JY 1718 25	Plug Fuel Drain	1	1	
14	JF 1716 03	Tube Tank To Y Connector	1	1	
15	DT 1138 49	Strap ECU Canister	2	2	
16	JF 1716 13	Tube Drain	1	1	
17	JF 1138 53	Bracket valve purge	1	--	For UG Model
18	KC GA06 06	Nut hex flanged	1	--	For UG Model
19	KA EA06 10	Bolt flanged small	3	--	For UG Model
20	JF 1138 21	Bracket canister Mtg	1	--	For UG Model
21	JL 1711 02	Clamp band spring 12.5 x 8	6	--	For UG Model
22	JG 1710 29	Clamp	3	--	For UG Model

Fitting - Petrol Tank Cover



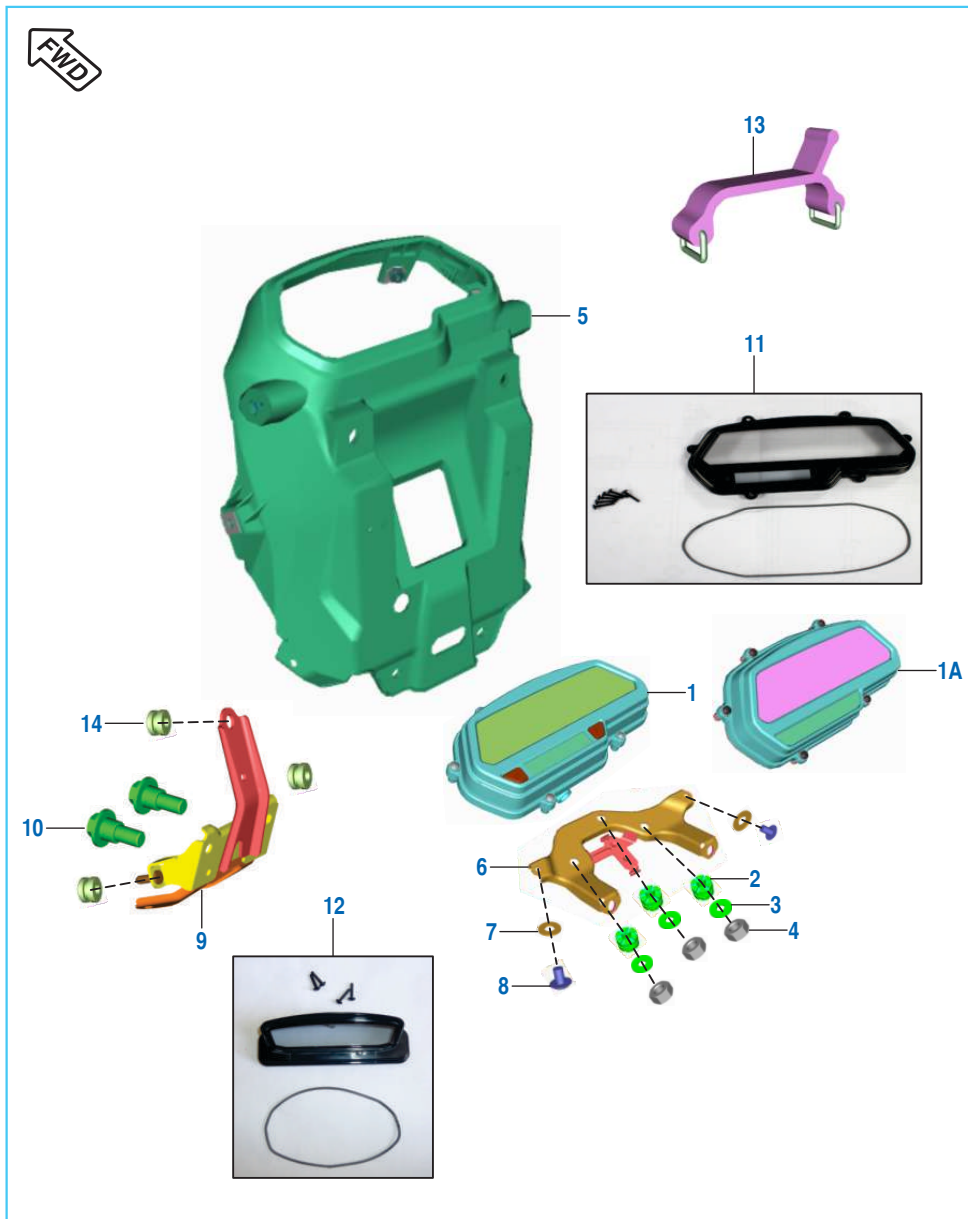
No.	Part No.	Description	Qty.		Remarks
			ABS	NON ABS	
1	JF 1710 35	Bracket Tank Side Cover LH	1	1	
2	JF 1710 36	Bracket Tank Side Cover RH	1	1	
3	KA DA05 10	Bolt Flanged	6	6	
4	LD B000 74	Washer Plain	2	2	
	39 1839 11	Washer plain	2	--	For UG Model
5	JF 4024 07	Speedometer Tank Assembly	1	--	
	JF 4024 10	Speedometer Tank Assembly	--	1	
5A	DT 4024 10	Console tell tale	1	--	For UG Model
6	JF 1710 43	Bracket Secondary Speedo	1	1	
6A	JF 1710 87	Bracket speedometer	1	--	For UG Model
7	LB R000 10	Screw Tapping Pan Cross	17	17	ST3.5 x L10
8	JF 1710 22	Tank Central Cover	1	1	
9	39 1907 01	Mushroom Head Screw	8	8	
10	JF 1710 28	Bracket Tank Cover Rear	1	1	
11	LB U000 65	Screw Truss - M5 x 0.8 x L14	2	2	
12	JF 1710 48	Collar Cover Tank	6	6	
	JF 1710 66	Collar Cover Tank	6	6	NVH Circular
13	JF 1710 29	Beading Fuel Tank	1	1	
14	JF 1710 47	Grommet Cover Tank	6	6	
	JF 1710 65	Grommet Cover Tank	6	6	NVH Circular
15	JG 1812 59	Plug Push Pull	1	1	
16	JF 1710 37	Bolt Tank Cover Mounting	6	6	
	LA C001 33	Bolt Socket	6	6	NVH Circular
17	JF 1710 57	Pad Tank Top Cover	1	1	
17A	JF 1710 94	Decal dome tank charcoal	1	--	For UG Model
18	JF 1710 58	Anti Abrasive Tape	1	1	
19	JB 4010 12	Foam	2	--	For UG Model
20	JF 4024 15	Foam	1	--	For UG Model
21	JF 1710 54	Damper cover - tank - side	2	--	For UG Model
22	KB UH05 14	Screw truss - M5 x 0.8 x L	2	--	For UG Model
23	KB RD42 13	Screw tapping pan cross	2	--	For UG Model

Fitting - Side Covers, Seat Cowls & Under Tray Front



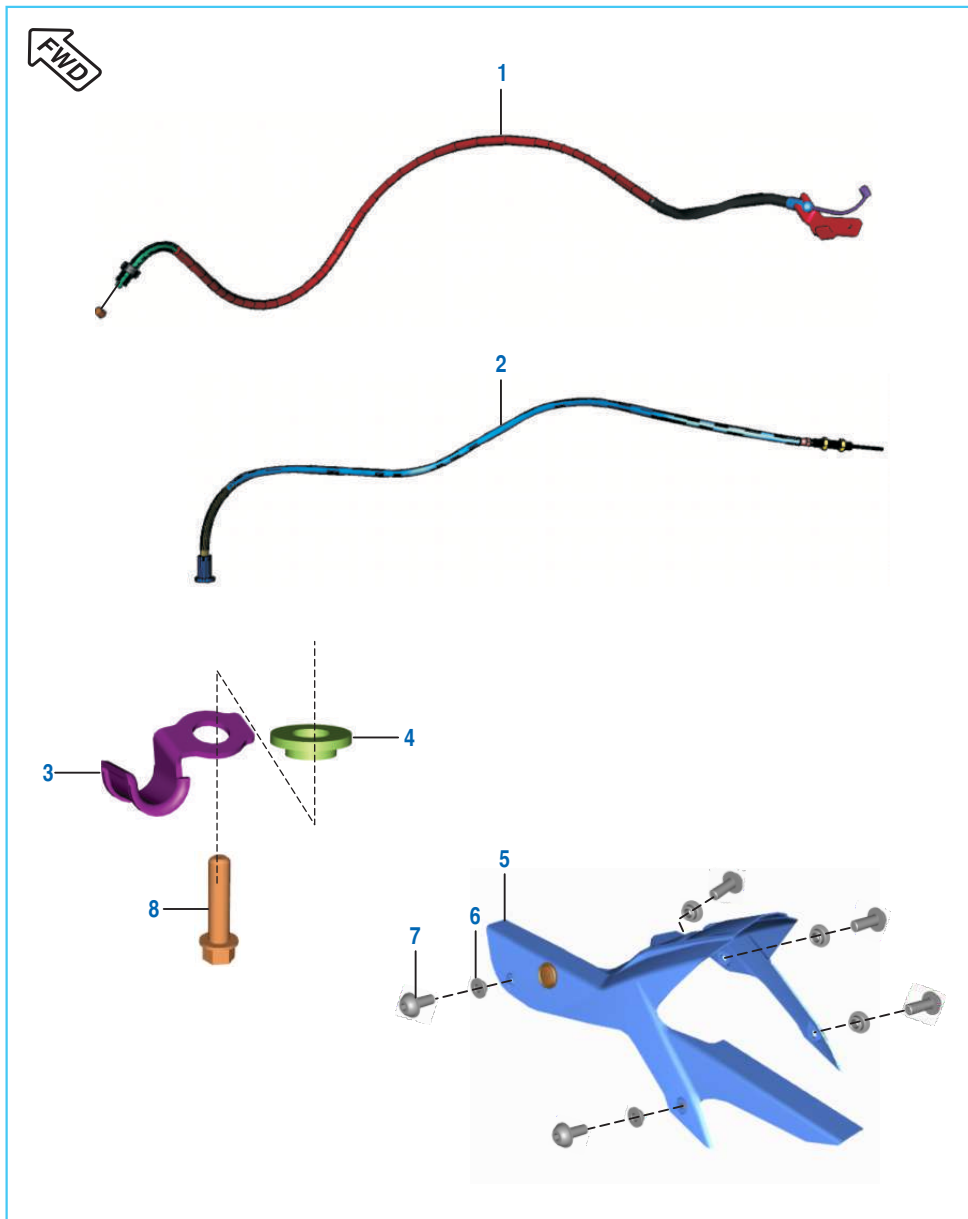
No.	Part No.	Description	Qty.		Remarks
			ABS	NON ABS	
1	LB U000 69	Screw Truss	6	6	M6 x 1 x L12
2	LD B000 72	Plain washer	12	12	
	39 0722 11	Plain washer for LH/RH sit cwl	2	--	For UG Model
3	LB U000 65	Screw Truss	10	10	M5 x 0.8 x L14
4	DJ 1612 29	Clip Nut M5	10	10	
5	JZ 1812 71	Damper Side Cover	2	2	
6	JH 1812 55	Washer Retaining	2	2	
	39 2141 24	Washer Retaining	2	2	From 10.08.17
7	LA D002 02	Bolt Flanged	8	8	
	KA DD06 10	Bolt flanged for LH/RH sit cwl	2	--	For UG Model
8	DT 1810 07	Under Tray Front	1	1	
	JF 1813 17	Under Tray Front	1	1	From 10.08.17
9	JF 1138 18	Bracket Rear Fender Mounting	1	1	
10	DS 1410 12	Grommet side cover FR	4	--	For UG Model

Speedometer Assembly



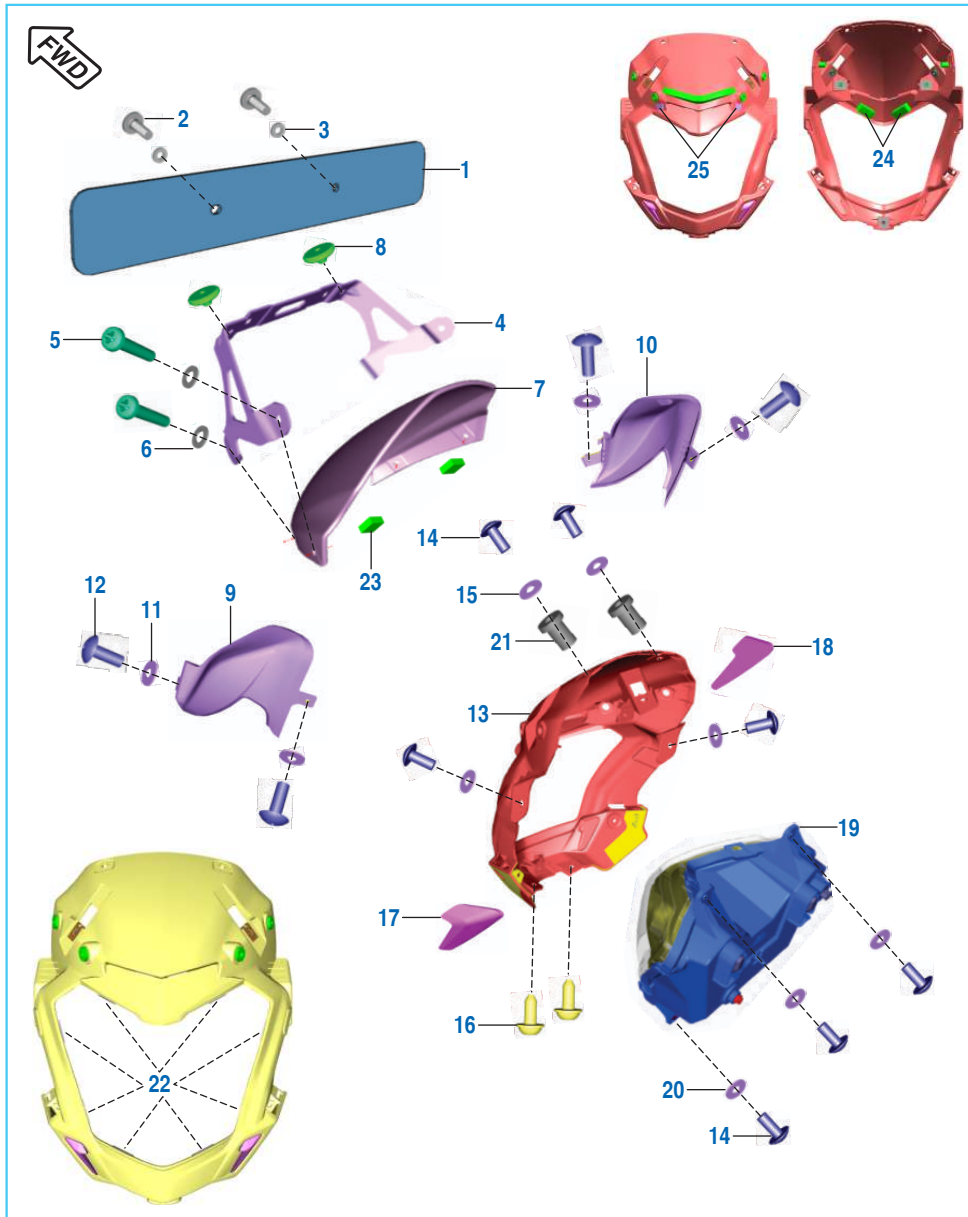
No.	Part No.	Description	Qty.		Remarks
			ABS	NON ABS	
1	JF 4024 06	Speedometer Assembly	1	--	
	JF 4024 09	Speedometer Assembly	--	1	
1A	DT 4024 09	Speedometer	1	--	For UG Model
2	JZ 1813 65	Grommet Dashboard	3	3	
3	LD B000 07	Washer Plain	3	3	OD15 x ID 5.5 x 1.2T
4	KC AA05 04	Nut Hex Thick	3	3	
5	JF 1812 65	Speedo Flap	1	1	
6	JF 1812 69	Bracket Speedo Mounting Upper	1	1	
7	KD BA05 12	Washer Plain	2	2	
8	KB UB05 08	Screw Truss	2	2	
	KB UF05 08	Screw Truss	2	--	For UG Model
9	JF 1812 70	Bracket Mask Carrier Lower	1	1	
10	LA D001 02	Bolt Step	2	2	
11	YJ F040 01	Top cover with sealing ring & hardware	1	1	
	YJ F190 02	Top cover & ring-Main speedo	1	--	For UG Model
12	YJ F040 02	Top cover with sealing ring & hardware - Tank Speedo	1	1	
	YJ F190 01	Top cover & ring-Tank speedo	1	--	For UG Model
13	JG 1812 58	Rubber strap for molex coupler	1	--	For UG Model
14	PF 1812 11	Grommet - cowling mounting	3	--	For UG Model

Control Cables & Chain Case



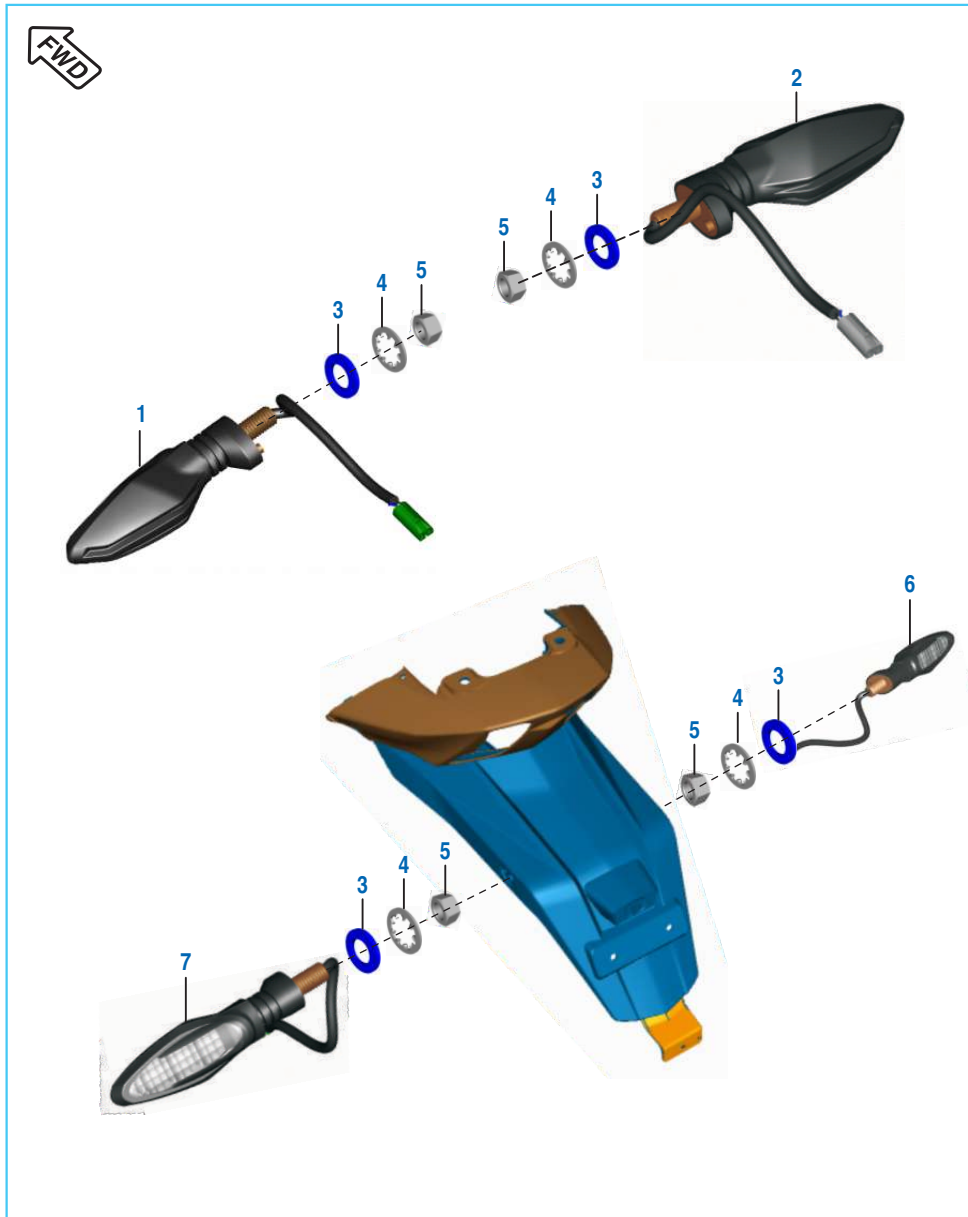
No.	Part No.	Description	Qty.		Remarks
			ABS	NON ABS	
1	JF 1612 05	Cable Throttle	1	1	
2	JF 1612 04	Cable Clutch	1	1	
3	JF 1612 07	Bracket Clutch Cable	1	1	
4	JF 1612 08	Bush T Clutch Cable	1	1	
5	DT 1813 08	Chain Cover Assembly	1	1	
6	JF 1813 16	Collar - Cover Chain Mounting	5	5	
7	LA C000 54	Screw Button Head	5	5	M6 x 1 x L16 x BRT5
8	LA E000 57	Bolt flange - M6	1	--	For UG Model

Head Lamp Assembly & Front Number Plate



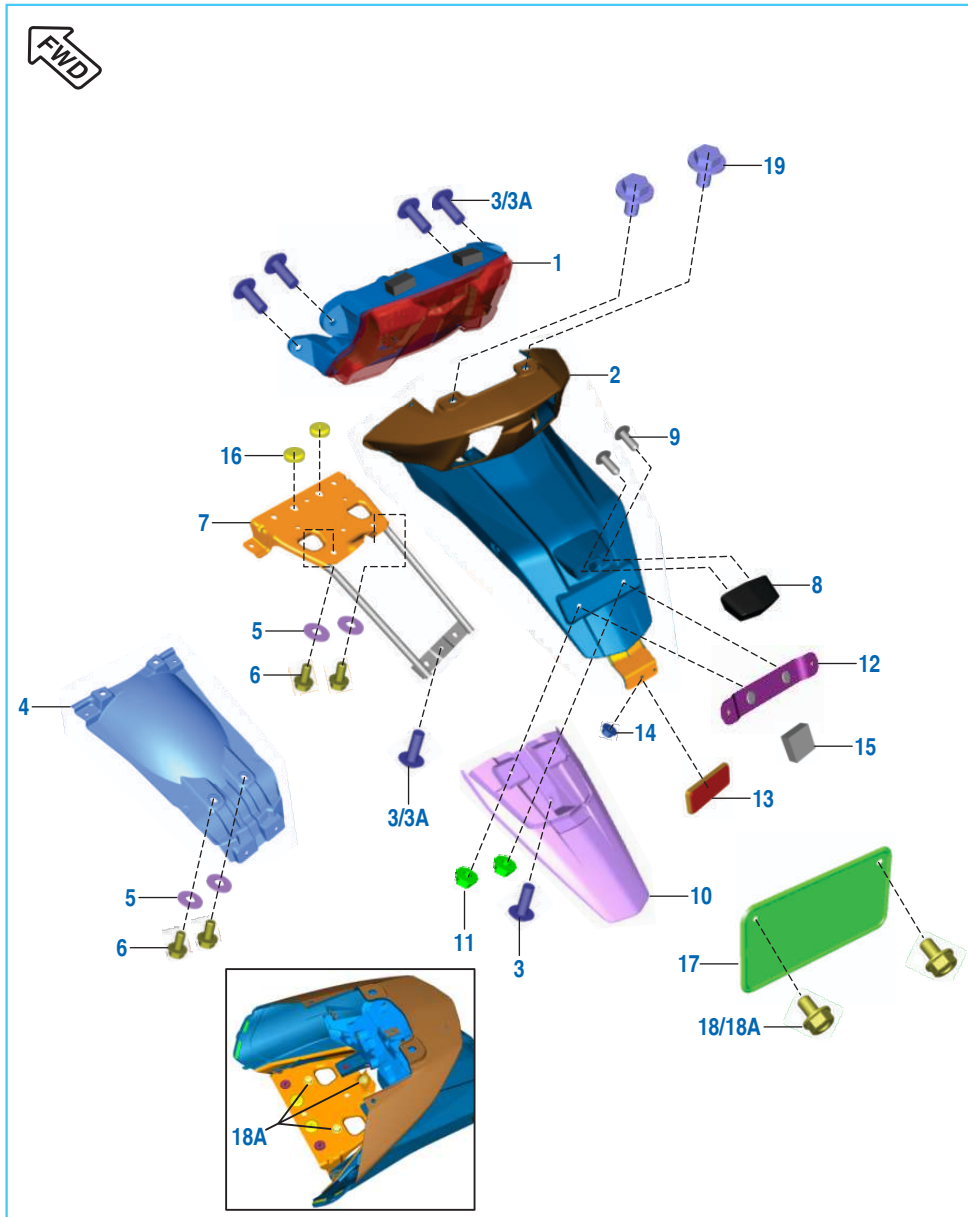
No.	Part No.	Description	Qty.		Remarks
			ABS	NON ABS	
1	JU 2328 00	Front Number Plate	1	1	
2	LB U000 65	Screw Truss M5 x 0.8 x L14	2	2	
3	LD B000 74	Washer Plain	2	2	
4	JF 1812 71	Bracket Number Plate Mtg.	1	1	
	JF 2328 06	Bracket plate number front	1	--	For UG Model
5	KB BP05 30	Screw Pan Cross	4	4	
	LB U000 66	Screw truss	4	--	For UG Model
6	KD AA05 10	Washer Plain Small	4	4	
7	DT 1813 06	Windshield	1	1	
8	JZ 2328 14	Pad Rubber Number Plate Bkt	2	2	
9	JF 1812 68	Side Mask LH	1	1	
10	JF 1812 67	Side Mask RH	1	1	
11	39 1501 11	Plain Washer	4	4	
12	LB U000 65	Screw Truss	4	4	
13	JF 1812 66	Mask Carrier	1	1	
14	KB UA06 14	Screw Truss	7	7	
15	LD B000 72	Plain Washer	4	4	
16	LB U000 55	Screw Button Head	2	2	M6 x 1 x L15
17	JF 1812 75	Decal Mask LH	1	1	
18	JF 1812 76	Decal Mask RH	1	1	
19	DT 4010 20	Head Lamp Assembly	1	1	
20	39 0255 11	Washer Plain	3	3	
	KD BA06 13	Washer Plain	3	3	ECR-N17JFCHA1299
21	JF 1812 77	Well Nut	4	4	
22	DT 1810 30	Tape anti abrasive 3M - K8	8	--	For UG Model
23	JD 1812 30	Foam	2	--	For UG Model
24	JF 1813 61	Foam	2	--	For UG Model
25	JF 1813 62	Foam	2	--	For UG Model

Indicator Light Assembly



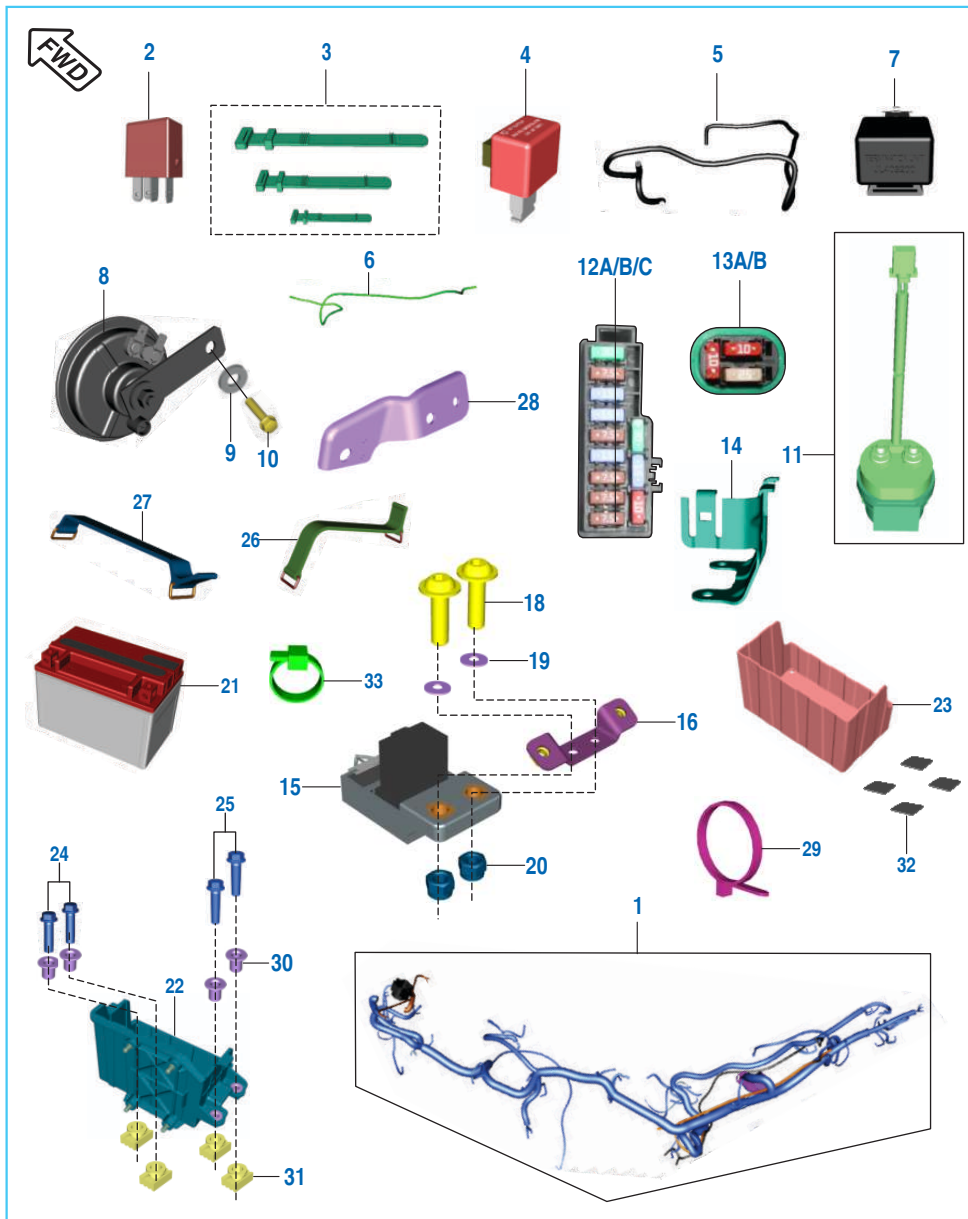
No.	Part No.	Description	Qty.		Remarks
			ABS	NON ABS	
1	DT 4010 02	Indicator Assembly Front LH	1	1	
2	DT 4010 03	Indicator Assembly Front RH	1	1	
3	LD A000 12	Washer Plain	4	4	
	KD AA10 18	Washer plain small	4	--	For UG Model
4	LD F000 02	Washer Toothed	4	4	
	KD FB10 18	Washer toothed	4	--	For UG Model
5	LC A000 05	Nut Hex M10 x 1.25	4	4	
	KC AD10 08	Nut hex thick	4	--	For UG Model
6	JY 4010 24	Indicator Assembly RR LH	1	1	
7	JY 4010 25	Indicator Assembly RR RH	1	1	

Tail Lamp Assembly & Rear Number Plate



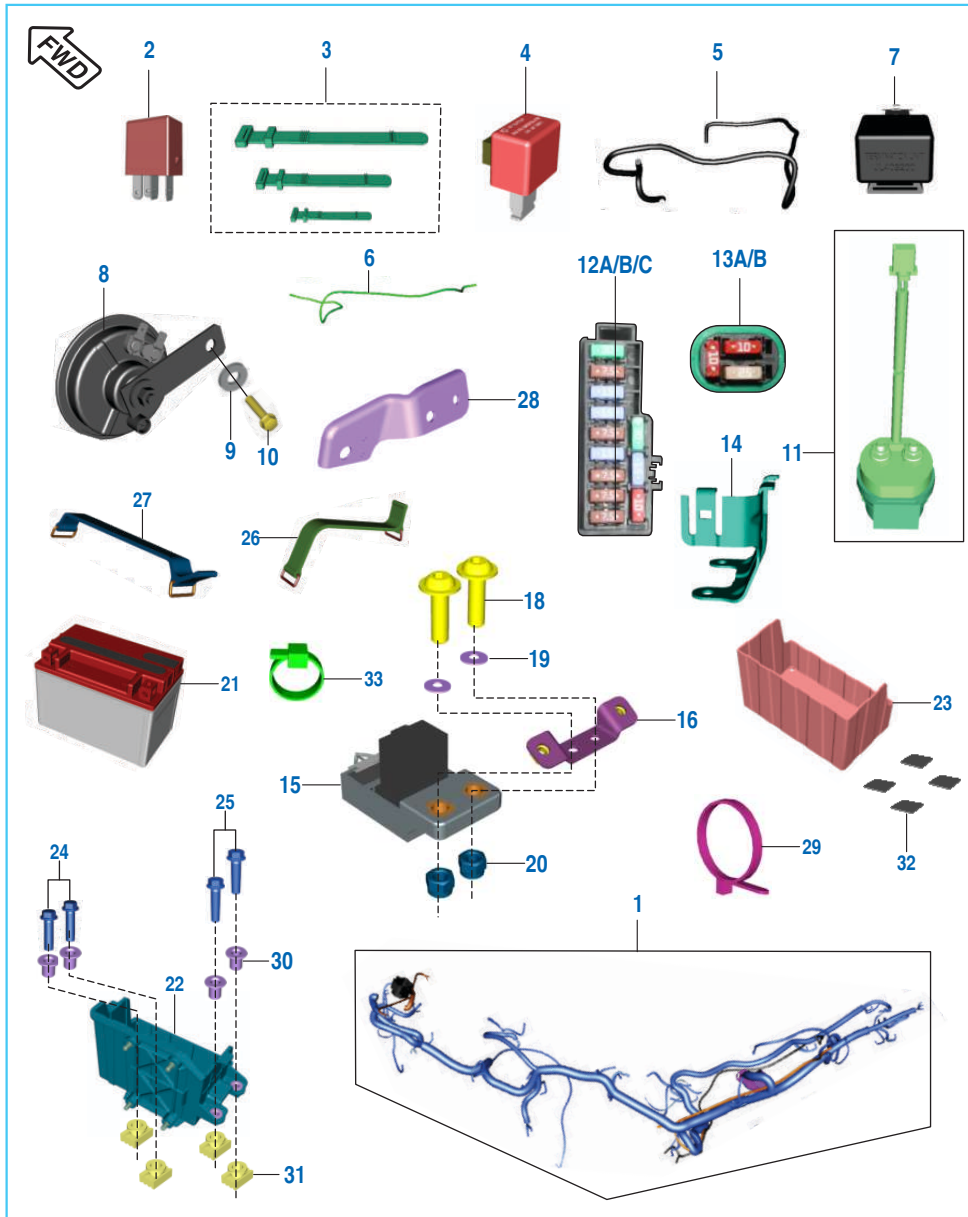
No.	Part No.	Description	Qty.		Remarks
			ABS	NON ABS	
1	DT 4010 21	Tail Lamp Assembly	1	1	
	JF 4010 22	Lamp tail	1	--	For UG Model
2	JF 1814 20	Fender Rear	1	1	
3	LB U000 65	Screw Truss	6	6	
3A	KB UA05 14	Screw truss	5	--	For UG Model
4	JF 1814 21	Under Tray Fender Rear	1	1	
5	LD B000 72	Plain Washer	4	4	
	LD B000 23	Washer plain	2	--	For UG Model
6	LA D001 96	Bolt Flanged	4	4	
	KA DD06 12	Bolt flanged	2	--	For UG Model
7	JF 1814 22	Reinforcement Rear Fender	1	1	
8	JG 4010 06	No. Plate Illumination Lamp	1	1	
9	LB R000 03	Screw CR Pan Head Tap	1	1	4 x 1.59
10	JF 1814 24	Flap Rear Fender	1	1	
11	LC G000 30	Nut Flange	2	2	
12	JF 1813 07	Bracket Rear Number Plate	1	1	
	JF 2328 07	Bracket plate number rear	1	--	For UG Model
13	JG 4010 36	Reflector - Reflex	1	1	
14	LC G000 28	Nut	1	1	
15	JZ 2328 05	Foam Rear Number Plate	1	1	
16	DJ 2011 73	Grommet For Cables	2	2	Rear Fender
17	DP 1611 45	Number Plate Rear	1	1	
18	KA DA06 10	Bolt Flange M6	2	2	
18A	KA DD06 10	Bolt flanged	5	--	For UG Model
19	LA D001 95	Bolt flange - M6	2	--	For UG Model

Electrical Equipments



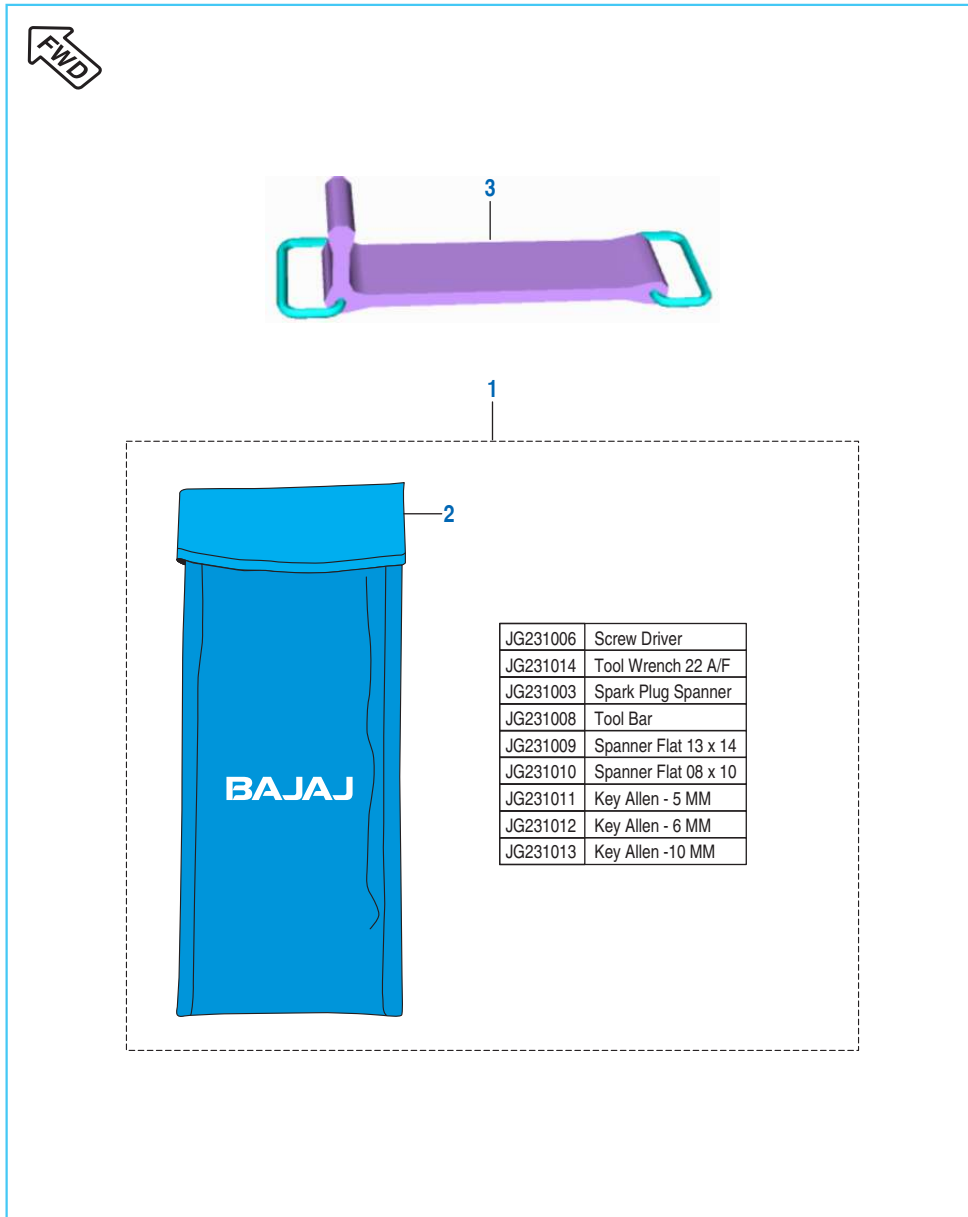
No.	Part No.	Description	Qty.		Remarks
			ABS	NON ABS	
1	JF 4022 35	Harness Wiring - Non ABS	--	1	
	JF 4022 45	Harness Wiring - ABS	1	--	
	JF 4022 48	Harness wiring	1	--	For UG Model
2	JL 4030 00	Relay	4	4	
3	36 DT00 04	Kit Band Wiring Harness	1	1	Refer Kit List
4	JG 4020 02	DC Flasher	1	1	
5	JF 4022 12	Cable Assy Relay To Motor	1	1	N.I.
6	JF 4022 11	Cable Earth	1	1	N.I.
	LD F000 01	Washer toothed - cable earth	3	--	(N.I.) For UG Model
7	JL 4032 00	Termination Unit	1	1	
8	PA 4016 00	Horn - 82 DIA	1	1	
	JF 4016 01	Horn	1	1	Ser. Bull. 2018 - 05
9	LD B000 73	Washer - Plain	1	1	
10	KA DA08 14	Hex Head Bolt - Flanged M8	1	1	
	LA D001 97	Bolt flange	1	--	For UG Model
11	JN 3516 04	Starter Relay - With Grommet	1	1	
12A	DT 4022 26	Fuse - 7.5A	5	5	Not Illustrated
12B	JG 4022 29	Fuse 15A	4	4	Not Illustrated
12C	JG 4022 30	Fuse 30A	2	2	Not Illustrated
13A	JG 4022 28	Fuse 10A	2	--	Not Illustrated
13B	JG 4022 34	Fuse 25A	1	--	Not Illustrated
14	DT 1138 51	Bracket Fuse Box Mtg Loose	1	--	
	DT 1138 25	Bracket Fuse Box Mtg Loose	--	1	
15	JY 4036 04	Roll Over Sensor	1	1	
16	JF 1138 42	Bracket Roll Over Sensor	1	1	
17	KA CF06 12	Bolt Socket	2	2	M6 x 1 x L12
18	LA C000 08	Screw Truss	2	2	M6 x 1 x L25
19	LD B000 72	Plain Washer	2	2	
20	KC GC06 06	Nut Hex Flanged	2	2	
	KC HA06 08	Nut nyloc	2	--	For UG Model

Electrical Equipments



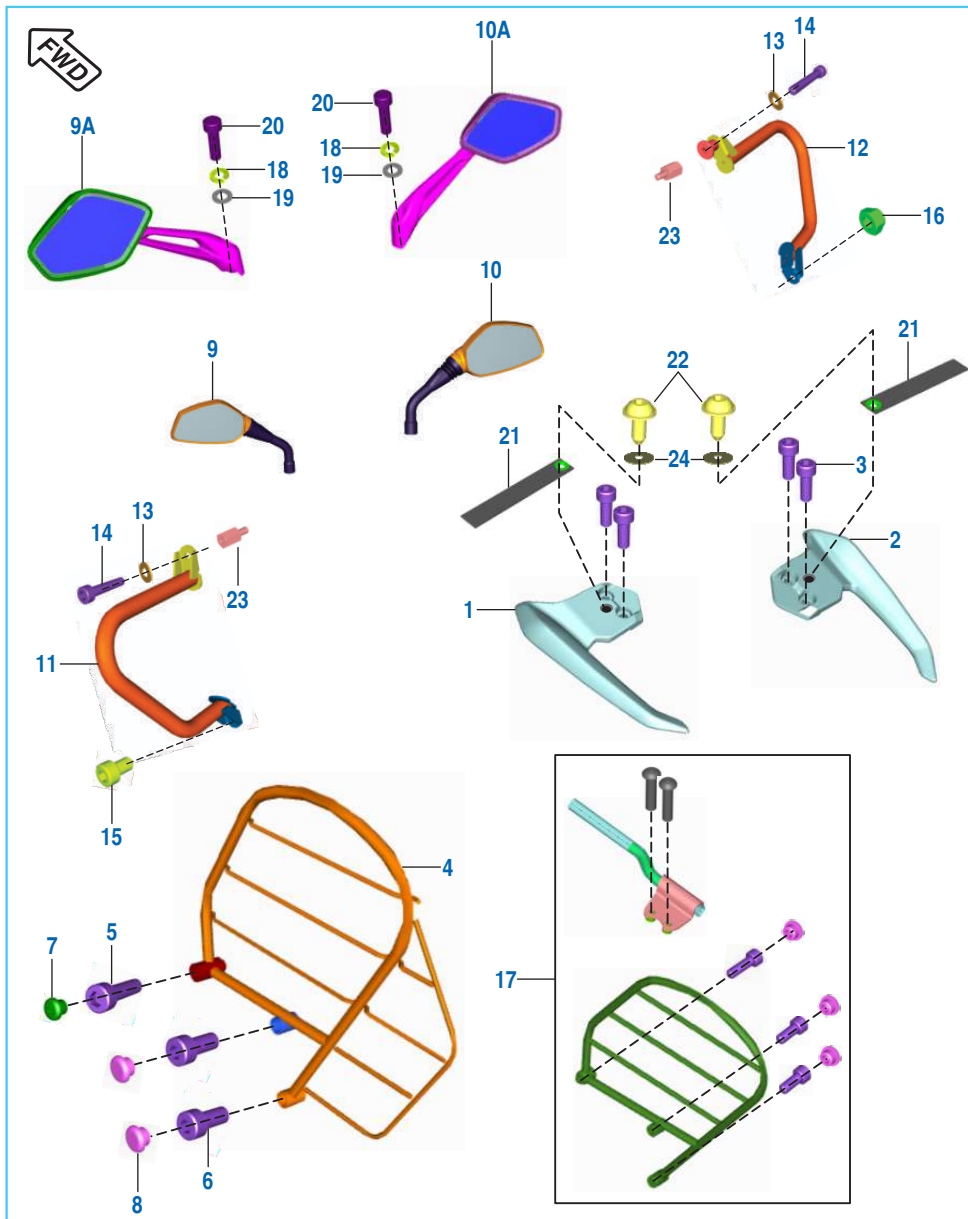
No.	Part No.	Description	Qty.		Remarks
			ABS	NON ABS	
21	36 JU00 15	12V 8Ah VRLA Battery	1	1	
22	JF 1812 73	Assembly Battery Case	1	1	
23	JF 1813 08	Rubber Battery Case	1	1	
24	KA ED06 22	Bolt Flanged Small Length	2	2	
25	KA ED06 25	Bolt Flanged Long Length	2	2	
26	JL 1138 25	Band Battery Case Vertical	1	1	
27	DT 1810 22	Band Battery Case	1	1	
28	JF 1138 16	Horn Mounting Bracket	1	1	
	JF 1138 50	Horn Mounting Bracket	1	1	
	JF 1138 61	Bracket horn	1	--	For UG Model
29	JF 1710 64	Band cable	2	--	For UG Model
30	DT 1813 16	Sleeve battery case	4	--	For UG Model
31	DT 1813 17	Grommet battery case	4	--	For UG Model
32	JK 4018 01	Foam battery band	6	--	For UG Model
33	PA 4022 04	Band (Length 110MM)	10	--	For UG Model
34	JD 4022 17	Tie band (L 150)	11	--	For UG Model

Tool Kit




No.	Part No.	Description	Qty.		Remarks
			ABS	NON ABS	
1	JG 2310 01	Tool Kit	1	1	Not Serviceable
	JF 2310 10	Tool kit	1	--	For UG Model
2	JG 2310 02	Tool Bag	1	1	
3	DP 2210 11	Band Tool Kit	2	2	
	JL 2310 03	Tool kit band	2	--	For UG Model

Accessories - Mirror, Leg Guards, Grab Handles & Saree Guard



No.	Part No.	Description	Qty.		Remarks
			ABS	NON ABS	
1	DT 2314 07	Grab Handle LH	1	1	
	56 DT5U 36	Grab handle LH silk matt blk	1	--	For UG Model
2	DT 2314 10	Grab Handle RH	1	1	
	56 DT5V 36	Grab handle RH silk matt blk	1	--	For UG Model
3	LA C001 19	Bolt Master KAC	4	4	
4	JF 2312 08	Guard Sari	1	1	
5	KA CB06 22	Bolt Socket L-22	1	1	
	KA CH06 22	Bolt	1	1	From 21.07.17
6	KA CA08 18	Bolt Master KAC	2	2	
7	JL 2312 09	Plug Saree Guard	1	1	
8	JF 2312 11	Plug Saree Guard	2	2	
9	JL 2316 00	Mirror Assly LH	1	1	
9A	JF 2316 08	Mirror LH	1	--	For UG Model
10	JL 2316 01	Mirror Assly RH	1	1	
10A	JF 2316 09	Mirror RH	1	--	For UG Model
11	JF 2312 16	Guard Leg LH	1	1	
	JF 2312 09	Guard Leg LH	1	--	For UG Model
12	JF 2312 17	Guard Leg RH	1	1	
	JF 2312 10	Guard leg RH	1	--	For UG Model
13	LD B000 76	Washer Plain	3	3	
14	LA C001 10	Bolt Socket - M6 x 1 x L35	2	2	
	LA C001 49	Bolt socket - M6	2	--	For UG Model
15	LA C001 09	Bolt Socket - M6x1xL10	1	1	
16	LC H000 04	Nut Nyloc - M8 x 1.25 x HT8	1	1	
	LC L000 07	Nut U flanged - M8	1	--	For UG Model
17	36 JF01 66	Kit saree guard+grab+fitting	1	1	Refer Kit List
18	LD H000 16	Washer conical	2	--	For UG Model
19	KD AA08 16	Washer plain small	2	--	For UG Model
20	LA C001 41	Bolt socket - M8	2	--	For UG Model
21	JF 2314 15	Strap rear	2	--	For UG Model
22	LB U000 55	Screw button head - M6	2	--	For UG Model
23	LA A000 50	Bolt - M8	2	--	For UG Model
	LA A000 57	Bolt	2	--	For UG Model
24	LD B000 84	Washer	2	--	For UG Model

Painted Parts and Decals



No.	Part No.	Description	Qty.		Remarks
			ABS	NON ABS	
1	JF 1710 22	Tank Central Cover	1	1	
2	56 JF22 W3	Tank Cover Top	1	1	Classic White
	56 JF22 1U	Tank Cover Top	1	1	Plum Red
	56 JF22 1V	Tank Cover Top	1	1	Twilight Blue
	56 JF22 8T	Tank Cover Top	1	1	Graphite Matt Black
3	JF 1710 19	Tank Cap Cover	1	1	
4	56 JF14 W3	Side Mask LH	1	1	Classic White
	56 JF14 1U	Side Mask LH	1	1	Plum Red
	56 JF14 1V	Side Mask LH	1	1	Twilight Blue
	56 JF14 8T	Side Mask LH	1	1	Graphite Matt Black
5	56 JF15 W3	Side Mask RH	1	1	Classic White
	56 JF15 1U	Side Mask RH	1	1	Plum Red
	56 JF15 1V	Side Mask RH	1	1	Twilight Blue
	56 JF15 8T	Side Mask RH	1	1	Graphite Matt Black
6	56 JF20 W3	Tank Side Cover LH	1	1	Classic White
	56 JF20 1U	Tank Side Cover LH	1	1	Plum Red
	56 JF20 1V	Tank Side Cover LH	1	1	Twilight Blue
	56 JF20 8T	Tank Cover LH	1	1	Graphite Matt Black
7	56 JF21 W3	Tank Side Cover RH	1	1	Classic White
	56 JF21 1U	Tank Side Cover RH	1	1	Plum Red
	56 JF21 1V	Tank Side Cover RH	1	1	Twilight Blue
	56 JF21 8T	Tank Cover RH	1	1	Graphite Matt Black
8	52 JF02 97	Side Cover LH	1	1	
	56 JF2B 4X	Side Cover LH Satin Black	1	1	
9	52 JF03 02	Side Cover RH	1	1	
	56 JF2C 4X	Side Cover RH Satin Black	1	1	


Painted Parts and Decals



No.	Part No.	Description	Qty.		Remarks
			ABS	NON ABS	
10	52 JF03 05	Assembly Seat Cowl LH	1	1	Classic White
	52 JF02 95	Assembly Seat Cowl LH	1	1	Plum Red
	52 JF03 00	Assembly Seat Cowl LH	1	1	Twilight Blue
	52 JF06 28	Seat Cowl LH Ebony Black	1	1	
11	52 JF03 06	Assembly Seat Cowl RH	1	1	Classic White
	52 JF02 96	Assembly Seat Cowl RH	1	1	Plum Red
	52 JF03 01	Assembly Seat Cowl RH	1	1	Twilight Blue
	52 JF06 29	Seat Cowl RH Ebony Black	1	1	
12	52 JF03 04	Assembly Front Fender	1	1	Classic White
	52 JF02 94	Assembly Front Fender	1	--	Plum Red
	52 JF03 20	Assembly Front Fender	--	1	Plum Red
	52 JF02 99	Assembly Front Fender	1	1	Twilight Blue
	52 JF06 26	Front Fender Satin Black	1	--	
	52 JF06 27	Front Fender Satin Black	--	1	
13	36 JF00 71	Kit DCL F Fender P White	1	--	
	36 JF00 76	Kit DCL F Fender P White	--	1	
	36 JF00 67	Kit DCL F Fender Plum Red	1	--	
	36 JF00 74	Kit DCL F Fender Plum Red	--	1	
	36 JF00 69	Kit DCL F Fender T Blue	1	--	
	36 JF00 75	Kit DCL F Fender T Blue	--	1	
14	36 JF00 68	Kit Dcl Seat Cowl Plum Red	1	1	
	36 JF00 70	Kit Dcl Seat Cowl T Blue	1	1	
15	JF 2330 99	Decal Cowl Seat Bottom 3D	2	2	
16	JF 2331 18	Decal Tank 3D Dominar	2	2	
17	56 JF24 6B	Shorud LH Moon Light Silver	1	1	
18	56 JF25 6B	Shroud RH Moon Light Silver	1	1	

Painted Parts and Decals - Dec. 2017


New colour & decal Scheme (Graphite matt black, California blue & Racing red)



No.	Part No.	Description	Qty.		Remarks
			ABS	NON ABS	
1	56 JF14 8T	Side mask LH	1	1	Graphite matt black
	56 JF14 8Y	Side mask LH	1	1	California blue
	56 JF14 8X	Side mask LH	1	1	Racing red
2	56 JF15 8T	Side mask RH	1	1	Graphite matt black
	56 JF15 8Y	Side mask RH	1	1	California blue
	56 JF15 8X	Side mask RH	1	1	Racing red
3	56 JF20 8T	Tank cover LH	1	1	Graphite matt black
	56 JF20 8Y	Tank cover LH	1	1	California blue
	56 JF20 8X	Tank cover LH	1	1	Racing red
4	56 JF21 8T	Tank cover RH	1	1	Graphite matt black
	56 JF21 8Y	Tank cover RH	1	1	California blue
	56 JF21 8X	Tank cover RH	1	1	Racing red
5	56 JF22 8T	Tank cover top	1	1	Graphite matt black
	56 JF22 8Y	Tank cover top	1	1	California blue
	56 JF22 8X	Tank cover top	1	1	Racing red
6	56 JF39 8T	Belly pan RH	1	1	Graphite matt black
	56 JF39 8Y	Belly pan RH	1	1	California blue
	56 JF39 8X	Belly pan RH	1	1	Racing red
7	56 JF38 8T	Belly pan LH	1	1	Graphite matt black
	56 JF38 8Y	Belly pan LH	1	1	California blue
	56 JF38 8X	Belly pan LH	1	1	Racing red
8	52 JF07 46	Seat cowl LH	1	1	Graphite matt black
	52 JF07 58	Seat cowl LH	1	1	California blue
	52 JF07 83	Seat cowl LH	1	1	Racing red


Painted Parts and Decals - Dec. 2017

New colour & decal Scheme (Graphite matt black, California blue & Racing red)




No.	Part No.	Description	Qty.		Remarks
			ABS	NON ABS	
9	52 JF07 47	Seat cowl RH	1	1	Graphite matt black
	52 JF07 59	Seat cowl RH	1	1	California blue
	52 JF07 84	Seat cowl RH	1	1	Racing red
10	52 JF07 31	Front fender decal	1	--	Graphite matt black
	52 JF07 27	Fr fen sat blk + blue decal	1	--	California blue
	52 JF07 32	Fr fen sat blk + r red decal	1	--	Racing red
11	52 JF07 74	Front Fender with Decal	--	1	
	52 JF07 28	Fr. Fen. sat blk + dec c blue	--	1	California blue
	52 JF07 33	Fr. Fen. sat blk + decal r red	--	1	Racing red
12	JF 2331 98	Decal 3D	2	2	Decals
13	JF 2331 99	Decal 3D cowl seat	2	2	Decals
14	JF 5412 11	Label cover	1	1	Decals
15	JF 5412 12	Label bajaj	1	1	Decals
16	36 JF01 56	Kit decal front fender	--	1	Graphite matt black
	36 JF01 58	Kit decal front fender c blue	--	1	California blue
	36 JF01 57	Kit decal front fender r red	--	1	Racing red
17	36 JF01 60	Kit decal front fender	1	--	Graphite matt black
	36 JF01 62	Kit decal front fender c blue	1	--	California blue
	36 JF01 61	Kit decal front fender r red	1	--	Racing red
18	36 JF01 64	Kit decal seat cowl	1	1	Decals

Painted Parts and Decals - For UG Model



No.	Part No.	Description	Qty.		Remarks
			ABS	NON ABS	
1	56 JF14 4X	Side mask LH in satin black	1	--	
2	56 JF15 4X	Side mask RH in satin black	1	--	
3	56 JF8C 9A	Tank cover LH glamour green	1	--	
	56 JF8C 8T	Tank cover LH graph. matt blk	1	--	
	56 JF8C 6D	Tank cover LH charcoal black	1	--	
4	56 JF8D 9A	Tank cover RH glamour green	1	--	
	56 JF8D 8T	Tank cover RH graph. matt blk	1	--	
	56 JF8D 6D	Tank cover RH charcoal black	1	--	
5	56 JF22 9A	Tank cover top glamour green	1	--	
	56 JF22 8T	Tank cover top graph matt blk	1	--	
	56 JF22 6D	Tank cover top charcoal black	1	--	
6	52 JF13 51	Belly pan LH satin black + decal glamour green	1	--	
	52 JF13 45	Belly pan LH satin black + decal graphite matt black	1	--	
7	52 JF13 52	Belly pan RH satin black + decal glamour green	1	--	
	52 JF13 46	Belly pan RH satin black + decal graphite matt black	1	--	
8	52 JF13 53	Seat cowl LH satin black + glamour green + decal	1	--	
	52 JF13 47	Seat cowl LH satin black + graphite matt black + decal	1	--	
	52 JF12 79	Seat cowl LH charcoal blk+dcl	1	--	
9	52 JF13 54	Seat cowl RH satin black + glamour green + decal	1	--	
	52 JF13 48	Seat cowl RH satin black + graphite matt black + decal	1	--	
	52 JF12 80	Seat cowl RH charcoal blk+dcl	1	--	

Painted Parts and Decals - For UG Model



No.	Part No.	Description	Qty.		Remarks
			ABS	NON ABS	
10	52 JF13 55	Front fender S. Black + glamour green	1	--	
	52 JF13 49	Front fender S. Black + glamour matt Blk	1	--	
11	JF 2331 98	Decal 3D	1	--	
12	JF 2331 99	Decal 3D cowl seat	1	--	
13	JF 5412 11	Label cover	1	--	
14	JF 5412 12	Label bajaj	1	--	
15	JF 2332 34	Decal ring cover magneto	1	--	
16	JF 2332 35	Decal ring cover clutch	1	--	
17	56 JF8L 9A	Mask headlamp glam green	1	--	
	56 JF8L 8T	Mask headlamp graph matt blk	1	--	
	56 JF8L 6D	Head lamp mask charcoal blk	1	--	
18	56 JF7E 4X	Belly pan center in satin blk	1	--	
19	56 JF13 4X	Cover side RH satin black	1	--	
20	56 JF12 4X	Cover side LH satin black	1	--	
21	JF 2332 15	Decal belly pan LH graph blk	1	--	
	JF 2332 22	Decal belly pan LH glam green	1	--	
	JF 2332 37	Decal belly pan LH charcoal	1	--	
22	JF 2332 16	Dcl belly pan RH graph blk	1	--	
	JF 2332 23	Dcl belly pan RH glam green	1	--	
	JF 2332 38	Decal belly pan RH charcoal	1	--	
	JF 2332 30	Decal cowl seat upper LH blk	1	--	
24	JF 2332 31	Decal cowl seat upper RH blk	1	--	
25	JF 1710 93	Decal dome tank	1	--	

Consumable Parts

<p>1</p> 	<p>2</p> 	<p>3</p> 
<p>4</p> 	<p>5</p> 	<p>6</p> 
<p>7</p> 	<p>8</p> 	<p>9</p> 
<p>10</p> 	<p>11</p> 	<p>12</p> 

No.	Part No.	Description	Supply Unit	Application
1	36 0010 61	Bajaj Genuine Oil 10W50	1.5 Ltr.	Dominar 400
	83 0204 11	Bajaj Genuine Oil 10W30*	1 Ltr.	100cc Models
	83 0203 34	Bajaj Genuine Oil 20W50*	1 Ltr.	125cc and above models
	36 JF01 45	BGO 10W50 - Top up 150 ML		
2	36 0010 58	Bajaj Coolant Koolex*	1 Ltr.	Coolant Top-up/Replace
3	36 DH40 61	Brake Fluid DOT4	100 ml	Disc Brake Top-up/Replace
4	36 DH40 52	Silicon grease	3 gm	Caliper Pin
5	83 0204 73	Grease Petamo GHY 441	3 gm	Water Pump Seals
	36 DK00 45	Grease Molycoat	200 gm	For Starter Clutch Lubrication
6	36 0010 52	HP Lithon RR Grease	10 gm	Steering Race
	36 JL01 81	Limaplex HTX 3 Grease	10 gm	Steering Race
7	83 0201 73	Multi Purpose Grease* (Local Purchase)	--	Lubrication of Clutch Lever, Brake Lever, Brake Pedal & Side Stand
8	36 0010 55	Chain Lubricant HP Make	1 kg	Non - Sealed Chain Lubrication
9	36 0010 62	Liquid gasket L5910	50 ml	Crankcase Joining
10	36 3140 04	Fork oil	160 ml	Front Fork Top-up/Replace\
	36 JG00 87	Fork oil 480 ml (Dominar UG)	480 ml	Front Fork Top-up/Replace\
11	36 DH40 29	Kit Spray Chain Lub	100 ml	Sealed Drive Chain
12	36 DH40 71	Wonderfill Chain Spray	100 ml	Sealed Drive Chain

* Marked items to be arrange from vendor or local market. Not applicable against chassis number.

Consumable Parts

13		14		15	
16		17		18	
19		20		21	
22		23		24	

No.	Part No.	Description	Supply Unit	Application
13	36 DH40 72	Rust Remover Spray Make - Zorric 88 & Wonder fill easiner	100 ml	For Removing Rust from Components
14	76 0109 36	Loctite Thread locker 243*	50 ml	For Screws & Bolts
15	76 0109 37	Loctite retaining compound 638*	50 ml	For Screws & Bolts
16	37 0043 52	Touch up paint slate grey*	440 ml	Touch up of Frame, Swing Arm & Step Holder
17	37 0043 53	Touch up paint Matte Silk black*	440 ml	Touch up of Grab Handle, Handle Bar & Handle Holder
18	36 0010 60	Kibatsu touch up paint*	400 cc	Touch up of Cylinder head, Block & Alloy Wheels
19	37 2240 18	Paint Bottle Schwartz Black*	--	P-200NS Frame Touch-up
20	75 6802 36 NA	Petroleum Jelly (Local Purchase) Distilled Water (Local Purchase)	-- 1 Ltr.	For Battery Terminals For Battery Level Top-up
21	NA	SAE 90 oil (Local Purchase)	-	
22	62 3050 84	WD40 Spray (Local Purchase)	400 ml	Electrical Contact Cleaning Spray
23	36 0010 56	Carburetor Cleaning Spray*		For Cleaning Carburetor
24	37 2540 39	Corrosion Protection Spray* Proto quick LTP902 (To be ordered on Vendor)	--	For Preventing vehicle parts from rusting

* Marked items to be arrange from vendor or local market. Not applicable against chassis number.

Kit List



Sr No	Kit Part No.	Kit Description	Consisting of Following Parts		
			Part No.	Description	Qty/Kit
1	36JF0050	Assembly cylinder head	JF511016	Cylinder head complete	1
			JG511046	Stud (m8*1.25)	2
			JF511050	Cam gallery plug	1
			JY601214	Pipe coolant	1
			JY511073	Plug	1
			39156806	Sleeve - spring dowel	2
2	36JF0051	Assembly crankcase LH	BA102003	Plug - oil hole	1
			JC101077	Plug taper	2
			DT541009	Crankcase LH	1
			JF541016	Nozzle	1
			JY541034	Bush starter shaft	2
			JY541024	Jet evacuation oil	1
			JY541050	Jet oil	1
			JY541038	Bush	1
			JY541052	Jet trans	1
			JF541017	Bracket	1
			LBB00007	Screw pan cross - m6 x 1 x L12	1
			3	36JF0052	Assembly crankcase RH
JY541023	Bush crankshaft	1			
39256220	Needle roller bearing	1			
JY541038	Bush	1			
JY541018	Bush insert	1			
JG601007	Special shaft seal ring (oil)	2			
LEB00001	Circlip internal	1			
4	36JF0053	Assly clutch cover With nozel	DT541204	Clutch cover with plug	1
			39199020	Bearing - needle	1
			JG541021	Oil nozzle	2
5	36JF0054	Primary drive & driven	JY551212	Gear primary drive	1
			JF551412	Clutch outer complete	1
6	36JF0055	Chain guide	JF511229	Chain guide slack side	1
			JF511230	Chain guide tight side	1
7	36JF0056	Chain sprocket	JG131236	Sprocket 45t (6 mtg)	1
			JY551029	Sprocket drive	1

Kit List



Sr No	Kit Part No.	Kit Description	Consisting of Following Parts		
			Part No.	Description	Qty/Kit
			JF141001	Chain drive - k10	1
8	36JF0057	Engine gasket	JY521006	Gasket cylinder block	1
			JY541225	Gasket clutch cover	1
			JF541209	Gasket magneto cover	1
			JF511046	Head cover gasket	1
			JF511049	Gasket cylinder head	1
			CS101128	Gasket	1
			JG591070	Gasket exhaust	1
9	36JF0058	Valve repair	JF511236	Valve spring	4
			JY511225	Retainer valve spring	4
			JY511231	Shim	4
			CB101022	Cotter valve	8
			CB101009	Seal valve stem	4
			JY511223	Seat valve spring	4
10	36JF0059	Block piston	JF521008	Cylinder block	1
			JF521210	Piston assembly	1
11	36JF0060	Piston ring set	JF521215	Ring piston top	1
			JF521212	Ring piston second	1
			JF521213	Ring piston oil	1
12	36JF0061	Steering cone	DG181005	Bearing cone	1
			DG181045	Bearing cone upper	1
			DG181046	Bearing race upper	1
			DG181047	Bearing race lower	1
13	36JF0064		JF131810	Hose abs to Fr master cyl.	1
14	36JF0065		JF131811	Hose abs to Fr caliper	1
15	36JF0066		JF131812	Hose abs to Rr master cyl.	1
16	36JF		JF131813	Hose abs to Rr caliper	1
17	36JF0062	Cylinder complete fork	JF121040	Cap oil lock	1
			JF121041	Seat pipe	1
			DT121010	Piston ring	1

Kit List



Sr No	Kit Part No.	Kit Description	Consisting of Following Parts		
			Part No.	Description	Qty/Kit
			DT121009	Bush slide	1
			DT121011	Spring rebound	1
18	36JF0063	Fork oil seals	JP121018	Fork oil seal skf	1
			DT121018	Oil seal stopper	1
			JP121019	Fork dust seal skf	1
19	DT541203	Magneto cover - Assembly cpl	DT541209	Magneto cover with plug	1
			JG541232	Cap tdc finder	1
			30101195	O-ring(15.8x2.4)	1
			JL541223	Label b-bajaj	1
			JY541034	Bush starter shaft	2
			JG541074	Oil nozzle	1
20	36DT0004	Tie band-w harness	JD402212	Band 200 mm	8
			JD402217	Band 150 mm	2
			PA402204	Band 110 mm	2
21	JF232611	Lock set 3 in 1	DT401405	Ignition switch	1
			JL232600	Lock -side	1
			JF171612	Fuel tank cap - k10	1
			JL232601	Key set for k4	1
22	36JF0077	Friction plate a + b	JF551416	Friction plate a	4
			JF551417	Friction plate b	3
23	36JF0067	Dcl f fender plum red	JF233093	Decal fender-front-LH-abs	1
			JF233094	Decal fender-front-RH-ABS	1
24	36JF0068	Dcl s cowl plum red	JF233095	Decal cowl-seat-LH	1
			JF233096	Decal cowl-seat-RH	1
25	36JF0069	Dcl f fender t blue	JF233100	Decal front fender LH - ABS	1
			JF233101	Decal front fender RH - ABS	1
26	36JF0070	Dcl s cowl t blue	JF233102	Decal cowl seat- LH	1
			JF233103	Decal cowl seat - RH	1
27	36JF0071	Dcl f fender p white	JF233104	Decal front fender LH - ABS	1
			JF233105	Decal front fender RH - ABS	1

Kit List



Sr No	Kit Part No.	Kit Description	Consisting of Following Parts		
			Part No.	Description	Qty/Kit
28	36JF0072	Dcl s cowl p white	JF233106	Decal cowl seat- LH	1
			JF233107	Decal cowl seat- RH	1
29	36JF0073	Dcl tank side cover	JF233097	Decal tank side cover - LH	1
			JF233098	Decal tank side cover - RH	1
30	36JF0074	Dcl fr fender plum red Non ABS	JF233108	Decal fender front LH - Non ABS	1
			JF233109	Decal fender front RH - Non ABS	1
31	36JF0075	Dcl f fender t blue-non ABS	JF233110	Decal fender front LH - Non ABS	1
			JF233111	Decal fender front RH - Non ABS	1
32	36JF0076	Dcl f fender p white - Non ABS	JF233113	Decal fender front RH - Non ABS	1
			JF233112	Decal fender front LH - Non ABS	1
33	36JY0103	Kit friction plate	JY551418	Disc friction - A	4
			JY551420	Disc friction - C	3
34	36JU0019	Kit Fork Oil seal	JG121013	Seal oil	1
			JG121011	Inner dust seal	1
35	36JF0156	Kit dcl Fr. fender gm black	JF233176	Decal fender LH gm black	1
			JF233177	Decal fender RH gm black	1
36	36JF0157	Kit dcl Fr. fender r red	JF233180	Decal fender LH racing red	1
			JF233181	Decal fender RH racing red	1
37	36JF0158	Kit dcl Fr. fender c blue	JF233184	Decal fender LH c blue	1
			JF233185	Decal fender RH c blue	1
38	36JF0159	Kit dcl Fr. fender g green	JF233188	Decal fender LH g green	1
			JF233189	Decal fender RH g green	1
39	36JF0160	Kit dcl Fr. fender gm black ABS	JF233174	Decal fender LH gm black ABS	1
			JF233175	Decal fender RH gm black ABS	1
40	36JF0161	Kit dcl Fr. fender r red ABS	JF233178	Decal fender LH racing red ABS	1
			JF233179	Decal fender RH racing red ABS	1

Kit List



Sr No	Kit Part No.	Kit Description	Consisting of Following Parts		
			Part No.	Description	Qty/Kit
41	36JF0162	Kit dcl Fr. fender c blue ABS	JF233182	Decal fender LH c blue ABS	1
			JF233183	Decal fender RH c blue ABS	1
42	36JF0163	Kit dcl Fr. fender g green ABS	JF233186	Decal fender LH g green ABS	1
			JF233187	Decal fender RH g green ABS	1
43	36JF0164	Kit dcl seat cowl	JF233192	Decal cowl seat LH	1
			JF233193	Decal cowl seat RH	1
44	JF233198	Decal 3d			1
45	JF233199	Decal 3d cowl seat			1
46	JF541211	Label cover			1
47	JF541212	Label bajaj			1
48	36JF0166	Kit saree guard + grab + fitting	JF231409	Grab handle front	1
			JF231220	Saree guard RH	1
			LAC00137	Bolt M8 x 1.25 x 35	2
			JF231211	Plug saree guard	3
			KACA0618	Bolt master KAC	1
			KACA0818	Bolt master KAC	2
49	36JF0196	Kit block piston K10UG	JF521009	Block cylinder	1
			JF521216	Piston assembly	1
50	36JF0195	Kit friction plate K10UG	JF551421	Disc friction - A	4
			JY551420	Disc friction - C	3
51	36JF0197	Kit cam chain guide K10UG	JY511227	Guide chain slack side	1
			JY511229	Guide chain tight side	1
52	36JF0198	Kit valve repair K10UG	JF511257	Seat spring valve	4
			PD511246	Spring valve	4
			PD511208	Retainer spring valve	4
			CB101022	Cotter valve	8
			CB101009	Seal valve stem	4

Kit List



Sr No	Kit Part No.	Kit Description	Consisting of Following Parts		
			Part No.	Description	Qty/Kit
53	DT511032	Head cylinder	DT511031	Head cylinder	1
			JY511065	Cam holder assembly	1
			JY511058	Guide chain top	1
			39099906	Pin - hollow dowel	2
			KAED0635	Bolt flange KAE ST-D	4
			KAEG0645	Bolt flanged small	2
			KAEQ0640	Bolt flange small	2

Part Index



Part Number	Figure No.	Page No.
01 1009 05	10	26
30 1011 95	3	44
30 1410 31	10	70
30 1510 82	13	90
30 1910 38	14	88
31 1011 73	5	56
36 0010 52	6	144
36 0010 55	8	144
36 0010 56	23	146
36 0010 58	2	144
36 0010 60	18	146
36 0010 61	1	144
36 0010 62	9	144
36 3140 04	10	144
36 DH19 02	4	82
36 DH40 29	11	144
36 DH40 52	4	144
36 DH40 61	3	144
36 DH40 71	12	144
36 DH40 72	13	146
36 DK00 45	5	144
36 DT00 04	3	124
36 DT00 34	14	82
36 DT00 36	9	82
36 DT00 40	18	88
36 DT00 83	9	50
36 DV00 08	2	66
36 JF00 50	1	4
36 JF00 51	1	30
36 JF00 52	1	28
36 JF00 54	13	20
36 JF00 54	2	46
36 JF00 55	13	16

Part Number	Figure No.	Page No.
36 JF00 56	6	90
36 JF00 57	12	28
36 JF00 58	8	8
36 JF00 59	1	18
36 JF00 60	4	18
36 JF00 62	12	98
36 JF00 63	7	98
36 JF00 64	2	86
36 JF00 65	3	86
36 JF00 66	4	86
36 JF00 67	13	134
36 JF00 68	14	134
36 JF00 69	13	134
36 JF00 70	14	134
36 JF00 71	13	134
36 JF00 74	13	134
36 JF00 75	13	134
36 JF00 76	13	134
36 JF00 78	5	86
36 JF00 79	3	88
36 JF00 80	12	82
36 JF00 81	16	82
36 JF00 82	17	82
36 JF00 83	9	84
36 JF00 84	10	84
36 JF00 85	17	88
36 JF00 85	23	88
36 JF00 86	20	88
36 JF00 87	6	88
36 JF00 88	9	84
36 JF00 89	40	10
36 JF00 90	42	10
36 JF00 91	44	10

Part Index



Part Number	Figure No.	Page No.
36 JF00 92	46	10
36 JF00 93	48	10
36 JF00 94	50	12
36 JF00 95	52	12
36 JF00 96	54	12
36 JF00 97	56	12
36 JF00 98	58	12
36 JF00 99	59	12
36 JF01 00	60	12
36 JF01 01	61	12
36 JF01 02	62	12
36 JF01 03	63	12
36 JF01 04	64	12
36 JF01 05	65	12
36 JF01 56	16	138
36 JF01 57	16	138
36 JF01 58	16	138
36 JF01 60	17	138
36 JF01 61	17	138
36 JF01 62	17	138
36 JF01 64	18	138
36 JF01 65	1	42
36 JF01 66	17	130
36 JF01 79	2	86
36 JF01 80	3	86
36 JF01 81	4	86
36 JF01 82	5	86
36 JF01 84	20	88
36 JF01 85	16	82
36 JF01 86	6	88
36 JF01 95	7	46
36 JF01 96	1	18
36 JF01 97	13	16

Part Number	Figure No.	Page No.
36 JF01 98	8	8
36 JG00 87	10	144
36 JL00 39	3	34
36 JL01 81	6	144
36 JU00 15	21	126
36 JU00 19	31	100
36 JY00 29	13	8
36 JY00 30	14	8
36 JY00 31	15	8
36 JY00 32	16	8
36 JY00 33	17	8
36 JY00 34	18	8
36 JY00 35	19	8
36 JY00 36	20	8
36 JY00 37	22	8
36 JY00 38	24	10
36 JY00 39	26	10
36 JY00 40	28	10
36 JY00 41	30	10
36 JY00 42	32	10
36 JY00 43	34	10
36 JY00 44	36	10
36 JY00 45	38	10
36 JY00 46	39	10
36 JY00 47	41	10
36 JY00 48	43	10
36 JY00 49	45	10
36 JY00 50	47	10
36 JY00 51	49	12
36 JY00 52	51	12
36 JY00 53	53	12
36 JY00 54	55	12
36 JY00 55	57	12

Part Index



Part Number	Figure No.	Page No.	Part Number	Figure No.	Page No.
36 JY00 56	21	8	39 1283 21	18	4
36 JY00 57	23	8	39 1309 11	16	86
36 JY00 58	25	10	39 1501 11	11	118
36 JY00 59	27	10	39 1537 21	7	42
36 JY00 60	29	10	39 1568 06	17	4
36 JY00 61	31	10	39 1665 11	9	34
36 JY00 62	33	10	39 1839 11	4	110
36 JY00 63	35	10	39 1864 20	6	28
36 JY00 64	37	10	39 1907 01	9	110
36 JY01 02	24	22	39 1913 04	2	60
36 JY01 03	7	46	39 1990 20	2	42
36 PD00 38	15	82	39 1998 19	3	92
37 0043 52	16	146	39 2005 11	20	28
37 0043 53	17	146	39 2016 19	12	42
37 2240 18	19	146	39 2038 04	15	90
37 2540 39	24	146	39 2141 24	6	112
39 0198 11	15	52	39 2181 06	2	18
39 0198 11	18	52	39 2181 06	25	32
39 0198 11	15	88	39 2185 20	3	28
39 0219 11	15	50	39 2440 11	10	8
39 0254 11	9A	86	39 2562 20	4	28
39 0255 11	20	118	39 2562 20	22	32
39 0326 15	13	74	39 2601 20	5	28
39 0422 15	6	76	39 2606 07	5	20
39 0722 11	2	112	39 2606 07	4	24
39 0808 08	16	88	39 2606 07	7	34
39 0849 14	16	58	39 2608 01	16	4
39 0999 06	3	36	39 2669 21	15	16
39 0999 06	10	44	39 2723 15	10	64
39 1021 21	5	14	52 DT06 41	1	44
39 1041 19	3	42	52 JF00 62	12	26
39 1043 19	6	30	52 JF02 94	12	134
39 1053 15	13	68	52 JF02 95	10	134

Part Index



Part Number	Figure No.	Page No.	Part Number	Figure No.	Page No.
52 JF02 96	11	134	52 JF13 48	9	140
52 JF02 97	8	132	52 JF13 49	10	142
52 JF02 99	12	134	52 JF13 51	6	140
52 JF03 00	10	134	52 JF13 52	7	140
52 JF03 01	11	134	52 JF13 53	8	140
52 JF03 02	9	132	52 JF13 54	9	140
52 JF03 04	12	134	52 JF13 55	10	142
52 JF03 05	10	134	52 JY06 67	8	58
52 JF03 06	11	134	56 DT02 33	1	64
52 JF03 20	12	134	56 DT03 33	2	64
52 JF03 28	6	58	56 DT09 Y9	1	66
52 JF03 48	6	26	56 DT28 Y9	1	68
52 JF06 26	12	134	56 DT3S Y9	2	70
52 JF06 27	12	134	56 DT3T Y9	12	70
52 JF06 28	10	134	56 DT3X Y9	1	70
52 JF06 29	11	134	56 DT3Y Y9	11	70
52 JF07 27	10	138	56 DT4J Y9	7	70
52 JF07 28	11	138	56 DT4K Y9	13	72
52 JF07 31	10	138	56 DT5U 36	1	130
52 JF07 32	10	138	56 DT5V 36	2	130
52 JF07 33	11	138	56 DT6R 37	4	78
52 JF07 46	8	136	56 DT6T 37	3	78
52 JF07 47	9	138	56 JF12 4X	20	142
52 JF07 58	8	136	56 JF13 4X	19	142
52 JF07 59	9	138	56 JF14 1U	4	132
52 JF07 74	11	138	56 JF14 1V	4	132
52 JF07 83	8	136	56 JF14 4X	1	140
52 JF07 84	9	138	56 JF14 8T	4	132
52 JF12 79	8	140	56 JF14 8T	1	136
52 JF12 80	9	140	56 JF14 8X	1	136
52 JF13 45	6	140	56 JF14 8Y	1	136
52 JF13 46	7	140	56 JF14 W3	4	132
52 JF13 47	8	140	56 JF15 1U	5	132

Part Index



Part Number	Figure No.	Page No.
56 JF15 1V	5	132
56 JF15 4X	2	140
56 JF15 8T	5	132
56 JF15 8T	2	136
56 JF15 8X	2	136
56 JF15 8Y	2	136
56 JF15 W3	5	132
56 JF18 1Y	7	70
56 JF19 1Y	13	72
56 JF1X 36	16	28
56 JF20 1U	6	132
56 JF20 1V	6	132
56 JF20 8T	6	132
56 JF20 8T	3	136
56 JF20 8X	3	136
56 JF20 8Y	3	136
56 JF20 W3	6	132
56 JF21 1U	7	132
56 JF21 1V	7	132
56 JF21 8T	7	132
56 JF21 8T	4	136
56 JF21 8X	4	136
56 JF21 8Y	4	136
56 JF21 W3	7	132
56 JF22 1U	2	132
56 JF22 1V	2	132
56 JF22 6D	5	140
56 JF22 8T	2	132
56 JF22 8T	5	136
56 JF22 8T	5	140
56 JF22 8X	5	136
56 JF22 8Y	5	136
56 JF22 9A	5	140

Part Number	Figure No.	Page No.
56 JF22 W3	2	132
56 JF24 4X	22	40
56 JF24 6B	22	40
56 JF24 6B	17	134
56 JF25 4X	23	40
56 JF25 6B	23	40
56 JF25 6B	18	134
56 JF2B 4X	8	132
56 JF2C 4X	9	132
56 JF33 33	18A	96
56 JF38 8T	7	136
56 JF38 8X	7	136
56 JF38 8Y	7	136
56 JF39 8T	6	136
56 JF39 8X	6	136
56 JF39 8Y	6	136
56 JF3S 1Y	2	70
56 JF3T 1Y	12	70
56 JF3X 1Y	1	70
56 JF3X Y9	1	70
56 JF3Y 1Y	11	70
56 JF3Y Y9	11	70
56 JF5A W4	12	94
56 JF5B W4	14	94
56 JF6R 33	4	78
56 JF6T 33	3A	78
56 JF7E 4X	18	142
56 JF8C 6D	3	140
56 JF8C 8T	3	140
56 JF8C 9A	3	140
56 JF8D 6D	4	140
56 JF8D 8T	4	140
56 JF8D 9A	4	140

Part Index



Part Number	Figure No.	Page No.
56 JF8L 6D	17	142
56 JF8L 8T	17	142
56 JF8L 9A	17	142
59 0400 48	13	84
59 2100 23	13A	30
62 3050 84	22	146
75 6802 36	20	146
76 0109 36	14	146
76 0109 37	15	146
83 0201 73	7	144
83 0203 25	3	144
83 0203 34	1	144
83 0204 11	1	144
83 0204 73	5	144
AA 1014 37	9	28
AA 1014 37	16	30
AA 1014 37	14	42
AH 4014 08	3A	76
AN 1013 48	15	60
AN 1110 15	8	60
BF 1850 19	24	52
CB 1010 09	1	8
CB 1010 22	7	8
CS 1011 28	9	16
DD 1110 11	12	60
DD 1110 12	6	60
DD 1610 71	15	54
DE 1510 46	2	84
DE 1510 46	10	88
DE 1510 47	3	84
DE 1510 47	9	88
DE 1910 10	10	82
DE 1910 10	8	88

Part Number	Figure No.	Page No.
DE 1910 10	12	86
DE 1910 28	7	82
DE 1910 29	6	82
DF 1611 02	5	76
DG 1012 75	10	20
DG 1012 75	19	46
DG 1410 28	13	106
DG 1510 05	4	80
DG 1710 16	4	68
DG 1710 18	5	68
DG 1710 19	6	68
DG 1810 03	5	66
DG 1810 04	6	66
DH 1012 95	9	8
DH 1013 85	7A	86
DH 1110 13	9	60
DH 1110 16	11	60
DH 1510 40	15	90
DH 1611 46	13	76
DH 1611 55	13	54
DH 1611 55	17	72
DH 1611 57	14	54
DH 1611 57	18	72
DH 1810 22	6	94
DH 1910 67	5	94
DH 1910 68	10	94
DJ 1510 74	6	84
DJ 1510 75	7	84
DJ 1610 69	4	74
DJ 1610 91	8	74
DJ 1612 29	4	112
DJ 1612 90	17	66
DJ 1810 65	33	40

Part Index



Part Number	Figure No.	Page No.
DJ 1910 29	2	82
DJ 1910 30	3	82
DJ 1910 31	5	82
DJ 2011 09	9A	82
DJ 2011 73	16	122
DK 1012 25	10	4
DK 1012 84	3	58
DK 1013 40	11	4
DK 1110 28	4	60
DK 1510 26	2	78
DK 1510 45	19	88
DK 1510 63	7	88
DK 1510 69	11	82
DK 1510 69	4	88
DK 1510 69	13	86
DK 1510 74	18	88
DK 1510 81	19	90
DK 1510 82	18	90
DK 1510 85	13	88
DK 1710 06	4	68
DK 1810 07	5	98
DK 1810 25	21	100
DK 1810 50	3	66
DK 1810 51	4	66
DK 1810 75	27	100
DK 1810 76	15	66
DK 2011 64	8A	80
DK 2011 64	25	90
DK 2110 07	6	62
DP 1011 91	13	28
DP 1610 94	13	92
DP 1611 45	17	122
DP 2210 11	3	128

Part Number	Figure No.	Page No.
DS 1011 54	12	34
DS 1012 15	11	42
DS 1410 12	10	112
DS 1611 25	3	74
DS 1611 66	16	66
DS 1612 87	7	62
DS 2110 04	18	66
DT 1111 34	1	66
DT 1130 14	9	70
DT 1130 15	14	72
DT 1132 05	2	76
DT 1138 25	14	124
DT 1138 27	11	64
DT 1138 48	14	68
DT 1138 49	15	108
DT 1138 50	6	86
DT 1138 51	14	124
DT 1138 55	14	60
DT 1138 56	14	50
DT 1210 01	2	98
DT 1210 02	3	98
DT 1210 13	9	98
DT 1210 15	8	98
DT 1210 16	6	98
DT 1210 20	14	98
DT 1210 21	15	98
DT 1220 17	1	68
DT 1310 17	10	80
DT 1312 10	8	90
DT 1312 13	7	90
DT 1312 14	24	90
DT 1318 67	8	80
DT 1318 75	10	86

Part Index



Part Number	Figure No.	Page No.
DT 1318 78	14	86
DT 1710 61	12	106
DT 1710 78	16	106
DT 1710 87	9	106
DT 1710 89	8	106
DT 1718 14	10	106
DT 1718 34	2	108
DT 1718 39	6	106
DT 1810 07	8	112
DT 1810 22	27	126
DT 1810 30	22	118
DT 1813 06	7	118
DT 1813 07	13	52
DT 1813 08	5	116
DT 1813 16	30	126
DT 1813 17	31	126
DT 1813 23	18	64
DT 1814 33	12	74
DT 2314 07	1	130
DT 2314 10	2	130
DT 2326 01	21	96
DT 2326 05	12	62
DT 3512 02	3	60
DT 3512 04	1	60
DT 3518 00	14	30
DT 4010 02	1	120
DT 4010 03	2	120
DT 4010 20	19	118
DT 4010 21	1	122
DT 4022 26	12A	124
DT 4024 04	11	80
DT 4024 09	1A	114
DT 4024 10	5A	110

Part Number	Figure No.	Page No.
DT 5110 27	2	6
DT 5110 32	9	6
DT 5112 70	3	8
DT 5312 00	1	34
DT 5412 02	7	44
DT 5412 03	1	44
DT 5412 04	1	42
DT 5612 05	14	26
DT 5810 28	4	50
DT 5810 62	9	50
DT 5810 72	6	50
DT 5810 74	13	50
DT 5810 79	1	50
DT 5814 01	12	4
DT 5913 05	21	54
DT 6012 18	9	38
DT 6012 19	13	38
DV 1610 50	27	72
FD 2110 06	3	62
JA 5410 21	13	30
JB 4010 12	19	110
JC 1010 85	2	16
JC 1010 86	3	16
JC 1910 09	4	92
JD 1318 11	9	80
JD 1610 06	13	76
JD 1710 59	28	106
JD 1812 30	23	118
JD 1910 06	9	62
JD 3512 07	7	60
JD 4022 17	34	126
JF 1111 75	5	64
JF 1111 79	8	66

Part Index



Part Number	Figure No.	Page No.	Part Number	Figure No.	Page No.
JF 1111 92	1	66	JF 1138 61	28	126
JF 1130 03	1	70	JF 1210 18	1	102
JF 1130 12	4	70	JF 1210 19	30	100
JF 1130 14	19	72	JF 1210 20	16	102
JF 1130 15	11	70	JF 1210 22	2	102
JF 1130 36	19	72	JF 1210 23	3	102
JF 1130 37	11A	92	JF 1210 29	1	98
JF 1132 04	1	76	JF 1210 29	25	100
JF 1132 05	16	76	JF 1210 30	18	96
JF 1132 08	15	76	JF 1210 33	16	98
JF 1132 09	2A	76	JF 1210 34	23	100
JF 1132 10	14	76	JF 1210 35	24	100
JF 1132 12	1A	76	JF 1210 36	11	98
JF 1134 14	1	64	JF 1210 37	13	98
JF 1134 15	2	64	JF 1210 38	10	98
JF 1134 22	14	66	JF 1210 47	16	98
JF 1134 23	15	68	JF 1210 49	1	80
JF 1134 24	12	64	JF 1210 50	1	98
JF 1138 16	28	126	JF 1210 51	1	98
JF 1138 17	15	62	JF 1210 54	2	98
JF 1138 18	9	112	JF 1210 55	3	98
JF 1138 21	11	66	JF 1220 13	2	68
JF 1138 21	20	108	JF 1220 14	4	90
JF 1138 28	10	66	JF 1220 15	8	68
JF 1138 41	4	64	JF 1220 16	10	68
JF 1138 42	16	124	JF 1220 28	19	68
JF 1138 48	37	40	JF 1220 48	11	68
JF 1138 49	38	40	JF 1220 49	7	68
JF 1138 50	28	126	JF 1220 69	2	68
JF 1138 51	23	104	JF 1220 90	16	68
JF 1138 52	6A	86	JF 1310 12	3	78
JF 1138 53	17	108	JF 1310 24	2	80
JF 1138 55	12A	76	JF 1312 17	4	78

Part Index



Part Number	Figure No.	Page No.	Part Number	Figure No.	Page No.
JF 1312 17	1	90	JF 1610 13	2	94
JF 1312 30	2	90	JF 1610 14	25	96
JF 1318 14	2	88	JF 1612 04	2	116
JF 1318 16	1	82	JF 1612 05	1	116
JF 1318 17	7	80	JF 1612 07	3	116
JF 1318 40	1	86	JF 1612 08	4	116
JF 1318 46	7	80	JF 1710 19	3	132
JF 1318 51	11	92	JF 1710 22	8	110
JF 1318 53	29	100	JF 1710 22	1	132
JF 1318 54	15	86	JF 1710 23	18	106
JF 1318 57	1	84	JF 1710 24	19	106
JF 1318 58	1	88	JF 1710 25	20	106
JF 1318 59	1	84	JF 1710 26	21	106
JF 1318 61	14	90	JF 1710 28	10	110
JF 1318 63	11	84	JF 1710 29	13	110
JF 1318 64	11	84	JF 1710 33	1	106
JF 1318 76	7A	80	JF 1710 35	1	110
JF 1318 82	1A	86	JF 1710 36	2	110
JF 1318 89	1	82	JF 1710 37	16	110
JF 1510 41	1	94	JF 1710 43	6	110
JF 1510 42	12	94	JF 1710 47	14	110
JF 1510 43	17	96	JF 1710 48	12	110
JF 1510 44	16	96	JF 1710 53	12	106
JF 1510 45	14	94	JF 1710 54	21	110
JF 1510 47	12	54	JF 1710 55	15	106
JF 1510 47	15	94	JF 1710 56	24	106
JF 1510 48	28	100	JF 1710 57	17	110
JF 1510 54	16	96	JF 1710 58	18	110
JF 1510 55	17	96	JF 1710 64	29	126
JF 1610 04	5	92	JF 1710 65	14	110
JF 1610 06	1	92	JF 1710 66	12	110
JF 1610 07	8	92	JF 1710 67	11	106
JF 1610 08	2	94	JF 1710 68	16	106

Part Index



Part Number	Figure No.	Page No.	Part Number	Figure No.	Page No.
JF 1710 69	17	106	JF 1813 07	12	122
JF 1710 72	1	106	JF 1813 08	23	126
JF 1710 83	29	106	JF 1813 09	11	52
JF 1710 87	6A	110	JF 1813 14	10	52
JF 1710 93	25	142	JF 1813 16	6	116
JF 1710 94	17A	110	JF 1813 17	8	112
JF 1716 03	14	108	JF 1813 20	25	106
JF 1716 04	11	108	JF 1813 23	20	52
JF 1716 05	6	108	JF 1813 24	21	52
JF 1716 06	8	108	JF 1813 29	25	52
JF 1716 07	12	108	JF 1813 46	15	64
JF 1716 13	16	108	JF 1813 48	14	64
JF 1716 23	11A	108	JF 1813 48	14	64
JF 1716 24	2A	108	JF 1813 61	24	118
JF 1716 25	6	108	JF 1813 62	25	118
JF 1718 02	4	106	JF 1814 20	2	122
JF 1812 57	19	38	JF 1814 21	4	122
JF 1812 62	27	40	JF 1814 22	7	122
JF 1812 65	5	114	JF 1814 23	5	74
JF 1812 66	13	118	JF 1814 24	10	122
JF 1812 67	10	118	JF 1814 29	7	74
JF 1812 68	9	118	JF 1814 32	14	74
JF 1812 69	6	114	JF 1814 33	6	74
JF 1812 70	9	114	JF 1814 34	5	74
JF 1812 71	4	118	JF 1814 71	9	102
JF 1812 73	22	126	JF 1814 72	11	102
JF 1812 75	17	118	JF 1814 73	16	74
JF 1812 76	18	118	JF 1910 09	1	62
JF 1812 77	21	118	JF 1910 12	8	62
JF 1812 82	6	58	JF 1910 16	3	62
JF 1812 83	19	100	JF 1910 17	6	62
JF 1812 84	18	98	JF 1910 18	4	62
JF 1812 85	17	98	JF 2310 10	1	128
			JF 2312 08	4	130

Part Index



Part Number	Figure No.	Page No.	Part Number	Figure No.	Page No.
JF 2312 09	11	130	JF 2332 37	21	142
JF 2312 10	12	130	JF 2332 38	22	142
JF 2312 11	8	130	JF 3510 11	2	58
JF 2312 16	11	130	JF 3510 13	1	58
JF 2312 17	12	130	JF 3510 14	18	58
JF 2314 13	17	62	JF 3510 16	2	58
JF 2314 14	18	62	JF 3512 06	13	60
JF 2314 15	21	130	JF 3512 08	3	60
JF 2316 08	9A	130	JF 3512 10	1	60
JF 2316 09	10A	130	JF 3512 12	10	60
JF 2326 11	23	96	JF 3514 04	7	58
JF 2326 11	22	106	JF 3514 05	7	58
JF 2326 11	2	106	JF 3516 00	1	56
JF 2326 16	23	96	JF 4010 22	1	122
JF 2328 06	4	118	JF 4014 05	11	76
JF 2328 07	12	122	JF 4014 10	4	94
JF 2330 36	9	44	JF 4014 11	8	94
JF 2330 99	15	134	JF 4014 13	4	94
JF 2331 18	16	134	JF 4014 14	8	94
JF 2331 98	12	138	JF 4014 15	11	76
JF 2331 98	11	142	JF 4016 01	8	124
JF 2331 99	13	138	JF 4020 04	4	58
JF 2331 99	12	142	JF 4022 11	6	124
JF 2332 15	21	142	JF 4022 12	5	124
JF 2332 16	22	142	JF 4022 34	10	58
JF 2332 18	2	44	JF 4022 35	1	124
JF 2332 19	9	42	JF 4022 45	1	124
JF 2332 22	21	142	JF 4022 48	1	124
JF 2332 23	22	142	JF 4024 06	1	114
JF 2332 30	23	142	JF 4024 07	5	110
JF 2332 31	24	142	JF 4024 09	1	114
JF 2332 34	15	142	JF 4024 10	5	110
JF 2332 35	16	142	JF 4024 13	8A	80

Part Index



Part Number	Figure No.	Page No.	Part Number	Figure No.	Page No.
JF 4024 15	20	110	JF 5514 19	10	46
JF 5010 11	2	28	JF 5515 00	10	46
JF 5010 15	2	28	JF 5610 00	5	24
JF 5110 41	1	2	JF 5610 01	8	24
JF 5110 42	6	8	JF 5614 06	6A	26
JF 5110 46	2	2	JF 5614 08	13	26
JF 5110 49	7	4	JF 5614 10	11	26
JF 5110 52	14	4	JF 5810 22	3	50
JF 5112 04	2	8	JF 5810 26	7	50
JF 5112 08	3	8	JF 5810 29	1	50
JF 5112 22	1	16	JF 5810 30	6	50
JF 5112 23	12	16	JF 5910 33	7	52
JF 5112 33	4	8	JF 5910 33	7	52
JF 5112 34	5	8	JF 5910 65	4	52
JF 5112 35	7	16	JF 5910 99	2	54
JF 5112 40	6	16	JF 5911 16	1	52
JF 5112 49	10	16	JF 5911 20	5	52
JF 5112 54	9	14	JF 5911 34	3	52
JF 5112 55	6	14	JF 5911 35	2	52
JF 5213 00	5	18	JF 5911 82	6	54
JF 5310 17	8	20	JF 5912 13	1	54
JF 5310 20	12	20	JF 5912 22	3	54
JF 5310 21	1	20	JF 6012 01	40	40
JF 5312 13	15	34	JF 6012 02	12	38
JF 5410 16	30	32	JF 6012 03	7	38
JF 5410 17	23	32	JF 6012 05	1	38
JF 5412 04	16	42	JF 6112 01	3	48
JF 5412 08	6	42	JF 6112 01	7	106
JF 5412 10	5	42	JF 6112 03	1	48
JF 5412 11	14	138	JG 1138 32	14	102
JF 5412 11	13	142	JG 1210 12	6	102
JF 5412 12	15	138	JG 1210 28	12	102
JF 5412 12	14	142	JG 1210 57	18	102
			JG 1310 01	6	80

Part Index



Part Number	Figure No.	Page No.	Part Number	Figure No.	Page No.
JG 1310 03	2A	80	JG 3514 00	8	4
JG 1310 07	16	80	JG 3518 05	6	48
JG 1310 20	15	80	JG 4010 06	8	122
JG 1310 38	1	78	JG 4010 36	13	122
JG 1312 20	17	90	JG 4020 02	4	124
JG 1312 28	22	90	JG 4022 28	13A	124
JG 1312 45	5	78	JG 4022 29	12B	124
JG 1318 02	9A	80	JG 4022 30	12C	124
JG 1318 04	1A	84	JG 4022 34	13B	124
JG 1318 10	5A	84	JG 5110 16	4	14
JG 1318 11	2A	84	JG 5110 20	9	4
JG 1318 13	14	84	JG 5110 21	5	2
JG 1318 21	5	88	JG 5110 21	8	6
JG 1510 22	9	94	JG 5110 22	7	6
JG 1610 08	3	94	JG 5110 46	2	4
JG 1610 10	8	82	JG 511010	6	52
JG 1710 29	26	40	JG 5112 69	8	16
JG 1710 29	22	108	JG 5112 70	16	16
JG 1710 30	13	106	JG 5310 40	4	20
JG 1710 86	7	108	JG 5312 15	4	34
JG 1710 86	7	108	JG 5412 30	8	42
JG 1716 01	3	108	JG 5412 32	4	44
JG 1812 39	22	88	JG 5610 08	6	24
JG 1812 58	13	114	JG 5610 09	21	28
JG 1812 59	32	40	JG 5610 10	3	24
JG 1812 59	15	110	JG 5612 04	23	28
JG 1812 65	15	50	JG 5612 05	22	28
JG 1910 08	2	62	JG 5612 15	9	24
JG 1910 11	20	62	JG 5612 15	2	26
JG 2310 01	1	128	JG 5612 16	5	26
JG 2310 02	2	128	JG 5612 17	3	26
JG 2326 03	16	62	JG 5612 18	4	26
JG 3510 19	18	58	JG 5612 22	1	24

Part Index



Part Number	Figure No.	Page No.	Part Number	Figure No.	Page No.
JG 5612 26	19	28	JL 1130 36	8	70
JG 5710 14	14	28	JL 1132 09	4	76
JG 5710 16	15	28	JL 1138 09	7	66
JG 5810 56	8	50	JL 1138 18	12	76
JG 5814 19	8	48	JL 1138 25	26	126
JG 5814 23	7	48	JL 1220 26	12	68
JG 5814 24	4	48	JL 1310 00	3	80
JG 5814 37	9	48	JL 1312 11	5	90
JG 5910 70	3A	52	JL 1312 16	11	90
JG 5910 70	8	54	JL 1312 20	6	88
JG 5911 00	22	54	JL 1318 05	5	84
JG 6010 05	5	34	JL 1318 07	4	84
JG 6010 07	10	28	JL 1318 31	6	84
JG 6010 12	6	34	JL 1318 32	5	84
JG 6010 14	18	38	JL 1318 34	1	88
JG 6010 16	10	38	JL 1318 78	21	72
JG 6012 09	6	38	JL 1510 23	13	62
JG 6012 10	8	38	JL 1510 35	6	94
JG 6012 11	21	38	JL 1710 19	11	106
JG 6012 13	25	40	JL 1710 20	17	106
JG 6012 30	21A	38	JL 1710 38	27	106
JG 6012 35	4	38	JL 1711 01	9	108
JG 6012 37	14	38	JL 1711 02	21	108
JG 6112 06	5	48	JL 1810 27	9	66
JH 1812 55	6	112	JL 1812 56	16	38
JH 5812 02	2	50	JL 1812 60	19	64
JK 1910 05	5	62	JL 1910 17	4	62
JK 4018 01	32	126	JL 1910 17	10	62
JL 1130 00	2	70	JL 2310 03	3	128
JL 1130 07	12	70	JL 2312 09	7	130
JL 1130 14	7	70	JL 2316 00	9	130
JL 1130 16	13	72	JL 2316 01	10	130
JL 1130 35	25	72	JL 2326 04	14	62

Part Index



Part Number	Figure No.	Page No.	Part Number	Figure No.	Page No.
JL 3512 18	5	60	JV 5412 07	4	44
JL 4014 06	6	92	JW 1710 15	17	38
JL 4022 19	19	4	JY 1138 42	10	108
JL 4030 00	2	124	JY 1138 64	8	58
JL 4032 00	7	124	JY 1138 72	23	58
JL 5412 22	9	42	JY 1138 73	24	58
JL 5412 23	2	44	JY 1138 74	21	58
JL 5412 27	10	42	JY 1138 77	20	58
JL 5614 09	9	26	JY 1210 11	19	96
JL 5614 10	8	26	JY 1210 11	17	102
JL 5710 01	16	28	JY 1510 11	20	100
JL 6010 05	8	34	JY 1710 07	22	58
JL 6010 10	11	28	JY 1710 69	4	108
JL 6012 13	24	40	JY 1710 70	9	108
JL 6012 15	28	40	JY 1710 77	1	108
JL 6012 16	15	38	JY 1710 90	5	108
JL 6012 35	20	38	JY 1718 25	13	108
JM 1910 14	7	92	JY 1812 55	19	52
JN 1810 33	15	30	JY 1812 84	30	40
JN 3516 04	11	124	JY 3512 00	10	60
JP 4022 18	19A	4	JY 3512 03	16	60
JP 5112 15	7	14	JY 3518 00	14	30
JP 5810 18	11	50	JY 4010 24	6	120
JP 5910 12	7	54	JY 4010 25	7	120
JP 5910 42	9	54	JY 4014 04	24	96
JU 1210 09	10	102	JY 4022 35	23	106
JU 1312 22	9	90	JY 4036 04	15	124
JU 1318 02	16	90	JY 5110 58	6	6
JU 1318 15	7A	84	JY 5110 68	10	6
JU 1318 16	6A	84	JY 5110 74	15	6
JU 1716 06	3A	108	JY 5111 28	1	6
JU 2328 00	1	118	JY 5111 39	12	6
JU 5112 04	2	14	JY 5112 12	1	14

Part Index



Part Number	Figure No.	Page No.	Part Number	Figure No.	Page No.
JY 5112 20	12	16	JY 5512 14	4	22
JY 5112 21	2	8	JY 5512 15	9	22
JY 5112 26	3	14	JY 5512 17	22	22
JY 5210 06	3	18	JY 5512 18	18	22
JY 5310 08	9	20	JY 5512 25	3	56
JY 5310 26	8	20	JY 5512 26	4	56
JY 5312 20	1	34	JY 5512 28	8	22
JY 5410 09	14	16	JY 5512 29	5	22
JY 5410 31	9	30	JY 5512 30	2	22
JY 5410 40	7	56	JY 5512 31	7	22
JY 5410 47	8	28	JY 5512 32	21	22
JY 5410 58	7	30	JY 5512 33	11	22
JY 5410 80	18	30	JY 5512 34	16	22
JY 5410 81	17	30	JY 5512 35	14	22
JY 5410 82	19	30	JY 5512 36	19	22
JY 5412 08	14	58	JY 5512 37	13	22
JY 5412 20	13	42	JY 5514 01	1	46
JY 5412 22	13	58	JY 5514 02	19	58
JY 5412 25	15	42	JY 5514 03	3	46
JY 5412 76	5	44	JY 5514 04	14	46
JY 5510 05	15	22	JY 5514 35	4	46
JY 5510 06	10	22	JY 5514 36	8	46
JY 5510 08	12	22	JY 5514 37	9	46
JY 5510 10	3	22	JY 5514 38	13	46
JY 5510 18	23	22	JY 5514 39	15	46
JY 5510 19	18	46	JY 5514 40	15	46
JY 5510 21	6	22	JY 5514 41	6	46
JY 5510 22	1	22	JY 5514 42	5	46
JY 5510 27	17	22	JY 5514 43	16	46
JY 5510 29	25	22	JY 5610 02	11	24
JY 5510 30	26	22	JY 5610 04	7	24
JY 5512 05	20	22	JY 5610 08	10	24
JY 5512 12	6	20	JY 5612 05	1	26

Part Index



Part Number	Figure No.	Page No.	Part Number	Figure No.	Page No.
JY 5710 08	3	30	KA CF06 12	16	50
JY 5710 09	5	30	KA CF06 12	17	52
JY 5710 12	6	36	KA CF06 12	17	124
JY 5710 15	1	36	KA CF06 16	17	52
JY 5710 23	7	36	KA CF10 30	4	98
JY 5710 24	5	36	KA CH06 10	5	54
JY 5710 29	28	32	KA CH06 14	4	54
JY 5710 30	11	30	KA CH06 22	5	130
JY 5810 16	7	50	KA CJ06 55	7	94
JY 5810 28	10	50	KA CM10 35	22	100
JY 5810 28	12	50	KA DA05 10	3	110
JY 5814 04	20	4	KA DA06 10	18	122
JY 5814 05	21	4	KA DA06 12	19	54
JY 5913 03	18	54	KA DA08 14	10	124
JY 6012 15	11	38	KA DB05 16	10	76
JY 6012 41	5	38	KA DD06 10	30	106
JY 6012 48	2	38	KA DD06 10	7	112
JY 6012 49	3	38	KA DD06 10	18A	122
JY 6110 00	2	48	KA DD06 12	18	76
JY 6214 11	6	56	KA DD06 12	6	122
JZ 1318 75	9	92	KA DD06 14	21	88
JZ 1710 55	13	66	KA DD06 16	20	72
JZ 1812 71	5	112	KA DD06 20	23	72
JZ 1813 65	2	114	KA DD06 22	7	26
JZ 2328 05	15	122	KA DD08 40	20	54
JZ 2328 14	8	118	KA DF06 08	17	86
JZ 4036 01	3	76	KA DF06 25	11	62
KA AC08 25	9	74	KA DF08 25	14	106
KA CA06 16	18	68	KA DM06 16	20	72
KA CA06 35	14	52	KA DM06 22	7	26
KA CA08 18	6	130	KA DQ06 25	2	56
KA CB06 22	5	130	KA DS05 16	17	76
KA CD05 16	3	106	KA DT08 14	13	64

Part Index



Part Number	Figure No.	Page No.
KA DW08 20	14	106
KA DW10 50	11	54
KA DW10 B0	9	64
KA EA06 10	12	66
KA EA06 10	19	108
KA ED06 08	8	86
KA ED06 12	7	86
KA ED06 20	2	60
KA ED06 22	24	126
KA ED06 25	25	126
KA ED06 30	5	58
KA ED06 35	3	6
KA Ed08 20	3	64
KA EG06 45	5	6
KA EQ06 40	4	6
KA EW06 16	17	28
KA EW06 20	11	16
KA EW06 22	11	34
KA EW06 25	11	86
KA EW06 35	26	32
KA EW06 35	17	42
KA EW06 35	6	44
KA EW06 35	14A	52
KA EW06 50	8	44
KA EW06 55	14B	52
KA EW08 35	3	64
KB BA05 12	22	72
KB BP05 30	5	118
KB RD42 13	23	110
KB UA05 14	3A	122
KB UA06 14	14	118
KB UA06 30	5	50
KB UB05 08	8	114

Part Number	Figure No.	Page No.
KB UF05 08	8	114
KB UF05 10	12	84
KB UH05 14	22	110
KC AA05 04	4	114
KC AD06 05	24	72
KC AD10 08	5	120
KC AM08 06	9	68
KC BA06 04	19	76
KC GA06 06	18	108
KC GA06 06	9	58
KC GC06 06	20	124
KC GD06 06	9	58
KC HA06 08	20	124
KD AA05 10	6	118
KD AA08 16	5	70
KD AA08 16	19	130
KD AA10 18	3	120
KD AE05 10	2	74
KD BA05 12	7	114
KD BA06 13	20	118
KD DB10 18	6	64
KD FB10 18	4	120
KE AB10 10	9	36
KE BA37 15	8	30
KE BB42 17	4	16
KH AA20 15	10	92
KH AA25 20	6	70
KH DA03 06	5	16
KJ AC18 24	15	4
KP AC62 05	21	90
KP BC62 02	5	80
KP BC62 02	10	90
KP BC63 02	12	90

Part Index



Part Number	Figure No.	Page No.
KP BF63 04	7	28
KP BF63 04	2	34
LA A000 50	23	130
LA A000 51	8	64
LA C000 08	12	52
LA C000 08	18	124
LA C000 10	13	102
LA C000 24	2	24
LA C000 32	13	6
LA C000 54	7	116
LA C000 71	15	74
LA C000 78	15	72
LA C000 79	16	72
LA C000 86	14	34
LA C000 91	13	94
LA C000 99	9	52
LA C000 99	16	54
LA C001 04	9	26
LA C001 05	3	68
LA C001 06	3	4
LA C001 07	4	4
LA C001 08	11	74
LA C001 09	15	130
LA C001 10	14	130
LA C001 11	11	94
LA C001 15	17	68
LA C001 19	3	130
LA C001 22	17	58
LA C001 25	7	94
LA C001 33	16	110
LA C001 41	20	130
LA C001 44	8	14
LA C001 48	13	94

Part Number	Figure No.	Page No.
LA C001 49	14	130
LA D000 06	9	64
LA D000 37	13	82
LA D000 63	15	30
LA D000 77	22	96
LA D000 79	8A	84
LA D000 85	20	72
LA D000 85	12	92
LA D001 02	10	114
LA D001 08	12	68
LA D001 13	7	62
LA D001 24	12	58
LA D001 41	3	2
LA D001 42	4	2
LA D001 54	5	106
LA D001 63	12	8
LA D001 66	17	46
LA D001 84	8	76
LA D001 91	17	64
LA D001 93	20	100
LA D001 95	19	122
LA D001 96	6	122
LA D001 97	10	124
LA D001 98	8	84
LA D002 00	9	76
LA D002 02	7	112
LA D002 13	26	96
LA D002 31	5A	76
LA D002 44	22	96
LA E000 01	18	28
LA E000 02	27	32
LA E000 10	31	32
LA E000 16	15	58

Part Index



Part Number	Figure No.	Page No.
LA E000 17	27	22
LA E000 18	4	36
LA E000 21	9	86
LA E000 42	8	56
LA E000 48	10	34
LA E000 49	36	40
LA E000 54	16	64
LA E000 54	26	106
LA E000 55	31	40
LA E000 55	12	80
LA E000 56	11	34
LA E000 57	8	116
LA E000 59	3	64
LA J000 13	5	64
LA J000 20	5A	64
LB B000 07	10	30
LB B000 07	24	32
LB B000 12	24	32
LB B000 15	1	74
LB B000 16	27	96
LB C000 03	13	4
LB R000 03	9	122
LB R000 10	7	110
LB U000 53	29	40
LB U000 55	16	52
LB U000 55	16	118
LB U000 55	22	130
LB U000 65	11	110
LB U000 65	3	112
LB U000 65	2	118
LB U000 65	12	118
LB U000 65	3	122
LB U000 66	5	118

Part Number	Figure No.	Page No.
LB U000 68	23	52
LB U000 69	1	112
LC A000 05	5	120
LC A000 14	8	64
LC G000 02	11	20
LC G000 09	11	46
LC G000 24	22	52
LC G000 24	10	54
LC G000 28	14	122
LC G000 29	35	40
LC G000 30	11	122
LC H000 01	20	96
LC H000 04	16	130
LC H000 05	28	96
LC J000 05	14	80
LC J000 05	20	90
LC L000 04	23	90
LC L000 07	16	130
LD A000 12	7	64
LD A000 12	3	120
LD A000 13	26	72
LD A000 14	5	4
LD A000 15	6	4
LD A000 17	8	36
LD B0 0036	8	102
LD B000 07	3	114
LD B000 15	19	62
LD B000 19	18	52
LD B000 20	4	42
LD B000 23	5	122
LD B000 33	3	20
LD B000 41	11	58
LD B000 51	13	34

Part Index



Part Number	Figure No.	Page No.
LD B000 56	2	92
LD B000 57	13	80
LD B000 57	3	90
LD B000 68	8	52
LD B000 68	17	54
LD B000 72	2	112
LD B000 72	15	118
LD B000 72	5	122
LD B000 72	19	124
LD B000 73	9	124
LD B000 74	4	110
LD B000 74	3	118
LD B000 75	34	40
LD B000 76	13	130
LD B000 84	24	130
LD C000 01	6	64
LD F000 01	16	58
LD F000 01	6	124
LD F000 02	4	120
LD H000 02	2	20
LD H000 16	18	130
LF B000 01	7	20
LH D000 01	2	36
LH E000 03	3	70
LJ A000 01	11	6
LJ A000 02	2	30
LJ A000 02	29	32
LJ A000 04	12	30
LJ A000 05	39	40
LJ A000 09	11	8
LJA00006	4	30
LP A000 04	12	46
LP B000 02	21	30

Part Number	Figure No.	Page No.
LP B000 03	20	30
NA	20	146
NA	21	146
PA 4016 00	8	124
PA 4022 04	33	126
PD 1510 06	26	100
PF 1812 11	14	114
YJ F040 01	11	114
YJ F040 02	12	114
YJ F040 03	5	52
YJ F190 01	12	114
YJ F190 02	11	114
YJ F190 03	4	102
YJ F190 04	5	102
YJ F190 05	21	104
YJ F190 06	20	102
YJ F190 07	15	102
YJ F190 08	19	102
YJ F190 09	22	104
YJ F190 11	7	102
YJ L040 05	6	84
YJ L040 05	11	88
YJ L040 06	12	88